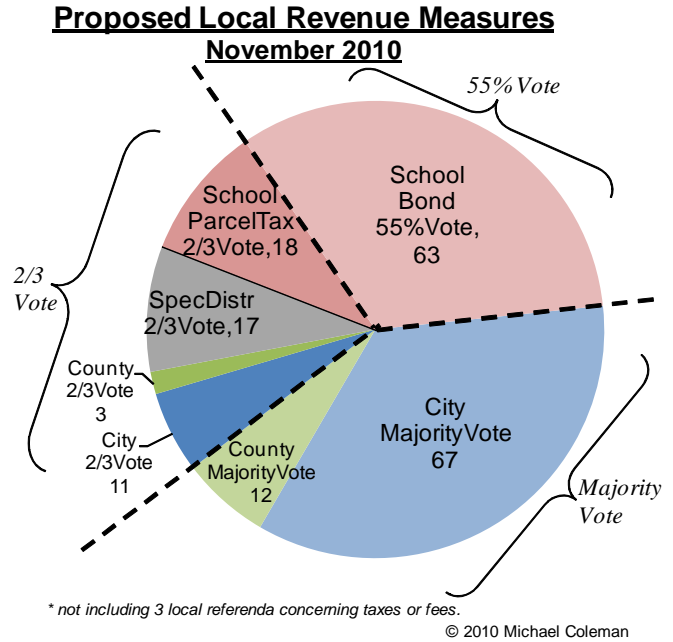


# Local Revenue Measures November 2010

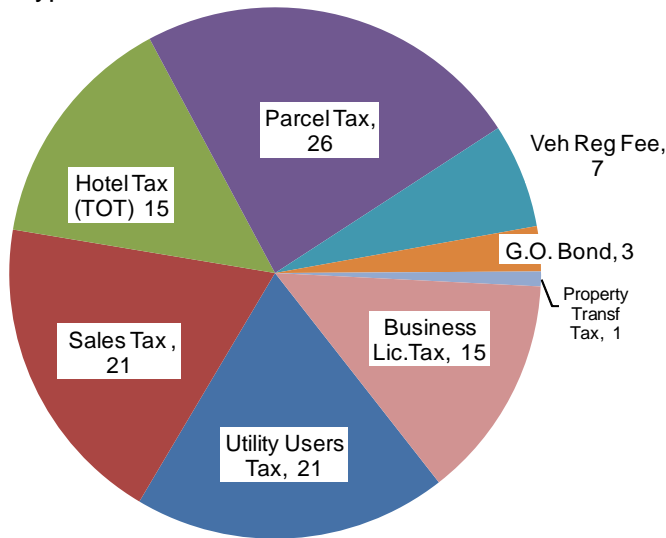
In addition to the nine statewide propositions and the gubernatorial and other state wide offices up for election this November 2, voters in California considered over 350 local measures. Among these, were 191 local revenue measures raising, extending or revising local taxes, fees, or bonds. There were 78 city measures, 15 county measures, 17 special district taxes and 81 local school taxes and bonds.

K-12 schools districts and community colleges requested a total of \$4.1 billion in authorizations for school bonds to construct facilities, acquire equipment and make repairs and upgrades.

Among the 110 non-school local fiscal measures were three city general obligation bond measures and 28 special taxes requiring two-thirds voter approval. The 78 majority vote tax measures included increases and extensions of utility user taxes, add-on sales taxes, hotel taxes, business license taxes and seven proposals for new countywide vehicle registration fees.



Types of Non-School Local Tax Measures Nov 2010



**Proposed Local Measures**

|                                  | Nov'06 | Nov'10 |
|----------------------------------|--------|--------|
| School Bonds 55%                 | 67     | 63     |
| School Parcel Taxes              | 7      | 18     |
| City, County Majority Vote       | 48     | 79     |
| City, County, SpecDistr 2/3 Vote | 82     | 31     |
|                                  | 204    | 191    |

**Local Revenue Measures November 2010**

|                        | Total      | Pass       | Passing%   |
|------------------------|------------|------------|------------|
| City Majority Vote     | 67         | 44         | 66%        |
| County Majority Vote   | 12         | 6          | 50%        |
| City 2/3 Vote          | 11         | 7          | 64%        |
| County 2/3 Vote        | 3          | 0          | 0%         |
| Special District (2/3) | 17         | 6          | 35%        |
| School ParcelTax2/3    | 18         | 2          | 11%        |
| School Bond 55%        | 63         | 47         | 75%        |
| <b>Total</b>           | <b>191</b> | <b>112</b> | <b>59%</b> |
| Referenda              | 3          | 1          | 33%        |

This volume of local fiscal measures was only slightly down from the 204 measures on local ballots in the last gubernatorial election four years earlier. However, in November 2010, voters decided more school parcel taxes (18 compared to 7 in 2006). Cities and counties appear to be turning more toward majority vote proposals rather than two-thirds vote special tax measures. In 2010 there were substantially fewer two-thirds supermajority special

taxes from cities, counties and special districts and than in 2000.

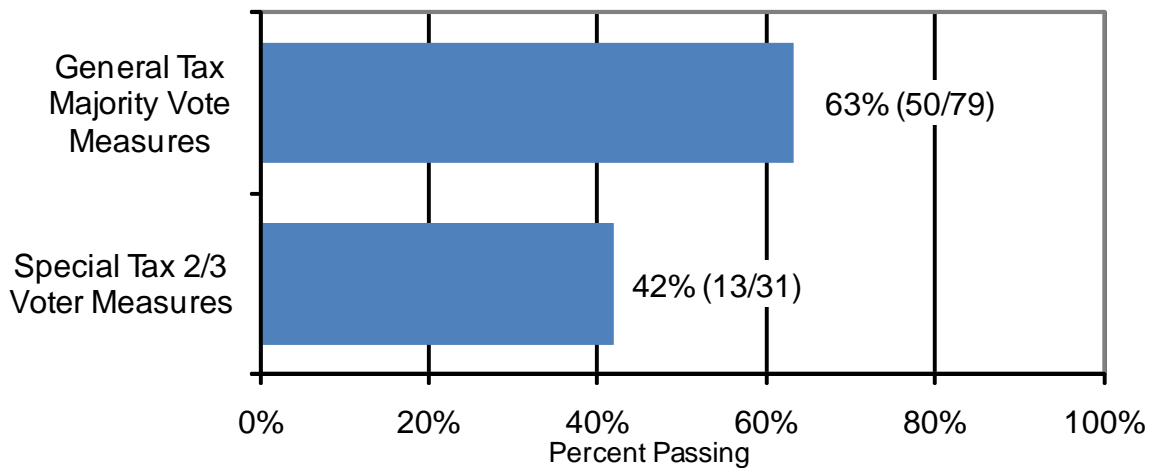
In addition to the tax, fee and bond measures, there were a number of other measures of note. There were twelve measures in nine jurisdictions to limit employee and/or elected official compensation and benefits. San Jose voters considered revising the city charter's binding arbitration requirements. In Palo Alto, voters debated a proposal to place into their city charter a mandatory minimum staffing level for firefighters. Residents of the Arden Arcade area in Sacramento County decided not to incorporate into a city and in nine cities voters adopted ordinances to limit the terms of their city council members.

**Overall Passage Rates**

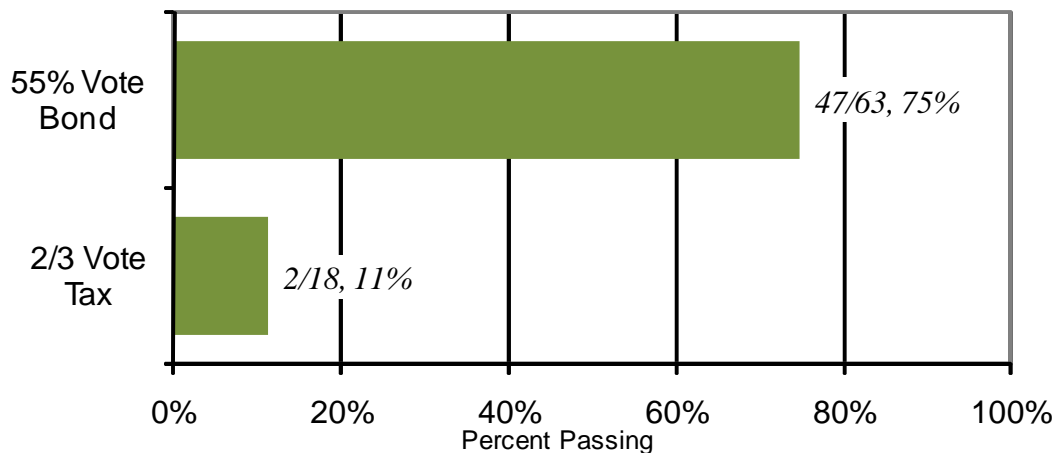
The overall passage rate of non-school local tax measures in November 2010 was very close to that of prior elections over the last decade. Of the 79 majority-vote tax measures, 50 passed (63%). Since 2001, 65% of majority vote local tax measures have passed.

Of the 31 special tax measures requiring two-thirds voter approval, 13 passed (42%). This passage rate was comparable to the 46% historic passage rate for special taxes and bonds since 2001.

**City / County / Special District Tax & Bond Measures November 2010**



**School Tax & Bond Measures November 2010**



The passage rates for school measures this November were lower than passage rates since 2001. Of the 63 55%-vote school bond measures, 47 passed (a 75% rate compared to a historic rate of just over 80%). Of the 18 school parcel tax measures, just two met the two-thirds vote requirement for passage.

### **Local Add-On Sales Taxes (Transaction and Use Taxes)**

Eighteen cities and two counties asked their voters to consider new sales tax add-ons (transactions and use taxes). The proposals ranged from increases of ¼ percent to 1 percent. All were majority vote general purpose taxes, except the City of Placerville's ¼ cent tax for to upgrade and replace wastewater, water and sewer lines and facilities (which passed with 75% approval) and Santa Barbara County's ½ percent for police and fire services (which failed with under 40% approval). Santa Monica accompanied its successful ½ percent tax with an advisory measure allocating 50% of the revenues to schools and 50% to police and fire services.

In addition to the Placerville special tax, twelve general purpose taxes passed with majority voter approval. Seven failed.

#### **Transactions and Use Tax**

| <b>Agency Name</b>     | <b>County</b>  |                               | <b>Rate</b> |                            | <b>Sunset</b> | <b>%Needed</b> | <b>YES%</b>  | <b>NO%</b>   |             |
|------------------------|----------------|-------------------------------|-------------|----------------------------|---------------|----------------|--------------|--------------|-------------|
| City of Placerville    | El Dorado      | Measure H                     | 1/4cent     | utilities                  | 30yrs         | 66.7%          | <b>74.8%</b> | 25.2%        | <b>PASS</b> |
| City of Marina         | Monterey       | Measure M                     | 1cent       |                            | 5yrs          | 50.0%          | <b>62.2%</b> | 37.8%        | <b>PASS</b> |
| City of South El Monte | Los Angeles    | Measure R                     | 1/2cent     |                            |               | 50.0%          | <b>61.9%</b> | 38.1%        | <b>PASS</b> |
| City of San Leandro    | Alameda        | Measure Z                     | 1/4cent     |                            | 7yrs          | 50.0%          | <b>61.1%</b> | 38.9%        | <b>PASS</b> |
| City of Santa Monica   | Los Angeles    | Measure Y                     | 1/2cent     | a/b                        |               | 50.0%          | <b>60.9%</b> | 39.1%        | <b>PASS</b> |
|                        |                | advisory measure re Measure Y | Measure YY  | 50%Schools, 50%Police&Fire |               |                |              |              |             |
| City of Union City     | Alameda        | Measure AA                    | 1/2cent     |                            | 4yrs          | 50.0%          | <b>60.2%</b> | 39.8%        | <b>PASS</b> |
| City of El Cerrito     | Contra Costa   | Measure R                     | 1/2cent     |                            | 7yrs          | 50.0%          | <b>59.1%</b> | 40.9%        | <b>PASS</b> |
| City of Tracy          | San Joaquin    | Measure E                     | 1/2cent     |                            | 5yrs          | 50.0%          | <b>57.4%</b> | 42.6%        | <b>PASS</b> |
| City of Novato         | Marin          | Measure F                     | 1/2cent     |                            | 5yrs          | 50.0%          | <b>57.3%</b> | 42.7%        | <b>PASS</b> |
| City of Santa Rosa     | Sonoma         | Measure P                     | 1/4cent     |                            | 8yrs          | 50.0%          | <b>56.9%</b> | 43.1%        | <b>PASS</b> |
| City of Concord        | Contra Costa   | Measure Q                     | 1/2cent     |                            | 5yrs          | 50.0%          | <b>54.5%</b> | 45.5%        | <b>PASS</b> |
| City of Eureka         | Humboldt       | Measure O                     | 1/2cent     |                            | 5yrs          | 50.0%          | <b>54.3%</b> | 45.7%        | <b>PASS</b> |
| City of Wheatland      | Yuba           | Measure S                     | 1/2cent     |                            | 10yrs         | 50.0%          | <b>53.6%</b> | 46.4%        | <b>PASS</b> |
| City of Antioch        | Contra Costa   | Measure P                     | 1/2cent     |                            | 8yrs          | 50.0%          | 48.0%        | <b>52.1%</b> | <b>FAIL</b> |
| City of Half Moon Bay  | San Mateo      | Measure K                     | 1cent       |                            |               | 50.0%          | 47.1%        | <b>52.9%</b> | <b>FAIL</b> |
| City of Redlands       | San Bernardino | Measure A                     | 1/2cent     |                            | 10yrs         | 50.0%          | 45.8%        | <b>54.2%</b> | <b>FAIL</b> |
| City of Carson City    | Los Angeles    | Measure H                     | 1cent       |                            | 5yrs          | 50.0%          | 41.6%        | <b>58.5%</b> | <b>FAIL</b> |
| City of Saint Helena   | Napa           | Measure C                     | 1/2cent     |                            | 5yrs          | 50.0%          | 39.9%        | <b>60.1%</b> | <b>FAIL</b> |
| Santa Barbara County   | Santa Barbara  | Measure S                     | 1/2cent     | Police/Fire                | 14yrs         | 66.7%          | 39.2%        | <b>60.8%</b> | <b>FAIL</b> |
| City of San Diego      | San Diego      | Proposition E                 | 1/2cent     |                            | 5yrs          | 50.0%          | 38.0%        | <b>62.1%</b> | <b>FAIL</b> |
| Mendocino County       | Mendocino      | Measure C                     | 1/2cent     |                            |               | 50.0%          | 29.2%        | <b>70.8%</b> | <b>FAIL</b> |

## Utility User Taxes

There were twenty-one measures utility user tax (UUT) measures on the ballot. Ten measures sought to modernize and expanding existing UUTs on telecommunications to cover new telephone technologies and billing practices. Among these UUT modernization measures, five reduced the tax rate and four maintained the same rate. All passed except Chula Vista's measure. UUT increases passed in four cities: Santa Cruz, Santa Fe Springs, Newark, and Indio. But UUT increases were rejected in at least seven cities. Bellflower's measure is too close to call at this time.

In the 2006 gubernatorial election there were just two proposals to increase UUTs. One passed; one failed. Six other measures to modernize existing UUTs all passed. Results of previous elections since 2001 show that UUT increases are more difficult to pass than other types of taxes and the results are similar to this election. Since 2001, just 12 of 39 majority vote UUT increase measures have passed.

### **Utility User Tax Measures - all majority vote general taxes**

| <u>Agency Name</u>      | <u>County</u> |               | <u>Rate</u>                           | <u>Sunset</u> | <u>YES%</u>  | <u>NO%</u>   |                 |                 |
|-------------------------|---------------|---------------|---------------------------------------|---------------|--------------|--------------|-----------------|-----------------|
| City of Albany          | Alameda       | Measure O     | 7%to6.5%                              |               | <b>85.0%</b> | 15.0%        | <b>PASS</b>     | expand&reduce   |
| City of Port Hueneme    | Ventura       | Measure G     | 4%to3.75%                             |               | <b>77.4%</b> | 22.7%        | <b>PASS</b>     | expand&reduce   |
| City of Elk Grove       | Sacramento    | Measure J     | 2.5%to2.25%                           |               | <b>76.3%</b> | 23.7%        | <b>PASS</b>     | expand&reduce   |
| City of Oroville        | Butte         | Measure A     | 5%to4.5%                              |               | <b>73.8%</b> | 26.2%        | <b>PASS</b>     | expand&reduce   |
| City of Mountain View   | Santa Clara   | Measure T     | 3%noChange                            |               | <b>69.4%</b> | 30.6%        | <b>PASS</b>     | expand          |
| City of Huntington Bea  | Orange        | Measure P     | 5%to4.9%                              |               | <b>68.0%</b> | 32.0%        | <b>PASS</b>     | expand&reduce   |
| City of Santa Cruz      | Santa Cruz    | Measure H     | 7%to8.5%                              |               | <b>62.9%</b> | 37.1%        | <b>PASS</b>     | expand&increase |
| City of Santa Fe Spring | Los Angeles   | Measure S     | new5%                                 |               | <b>61.0%</b> | 39.0%        | <b>PASS</b>     | new             |
| City of Placentia       | Orange        | Measure W     | 3.5% noChange                         |               | <b>61.0%</b> | 39.0%        | <b>PASS</b>     | expand          |
| City of Newark          | Alameda       | Measure U     | new3.5%                               | 5yrs          | <b>58.3%</b> | 41.7%        | <b>PASS</b>     | new             |
| City of Indio           | Riverside     | Measure S     | 3%to6%                                |               | <b>54.2%</b> | 45.8%        | <b>PASS</b>     | increase        |
| City of Rancho Cordov   | Sacramento    | Measure E     | 2.5% noChange                         |               | <b>54.1%</b> | 45.9%        | <b>PASS</b>     | expand          |
| City of Bellflower      | Los Angeles   | Measure A     | 5%to7%                                | 5yrs          | 49.7%        | <b>50.3%</b> | <b>tooClose</b> | increase        |
| City of El Segundo      | Los Angeles   | Measure O     | 3%to4%                                | 2yrs          | 45.4%        | <b>54.6%</b> | <b>FAIL</b>     | increase        |
| City of Pleasant Hill   | Contra Costa  | Measure T     | 1%to1.5%                              |               | 44.6%        | <b>55.4%</b> | <b>FAIL</b>     | new             |
| City of Pinole          | Contra Costa  | Measure S     | new8%                                 | 8yrs          | 44.3%        | <b>55.7%</b> | <b>FAIL</b>     | new             |
| City of Oakland         | Alameda       | Measure W     | tele "accessline" tax \$1.99/mo/line. |               | 43.5%        | <b>56.6%</b> | <b>FAIL</b>     | new             |
| City of Chula Vista     | San Diego     | Proposition F | 5%noChange                            |               | 43.4%        | <b>56.6%</b> | <b>FAIL</b>     | expand          |
| City of Lincoln         | Placer        | Measure K     | new3.75%                              | 4yrs          | 33.0%        | <b>67.0%</b> | <b>FAIL</b>     | new             |
| City of Guadalupe       | Santa Barbara | Measure P     | 5%to7.5%                              | 6yrs          | 27.4%        | <b>72.6%</b> | <b>FAIL</b>     | increase        |
| City of Pomona          | Los Angeles   | Measure SP    | 9%to11%                               |               | 26.5%        | <b>73.6%</b> | <b>FAIL</b>     | increase        |

## Transient Occupancy (Hotel) Taxes

There were 15 measures to increase Transient Occupancy (Hotel) Taxes. All were majority vote general tax measures. Just six passed, markedly fewer than in prior elections. In previous elections since 2001, three of five measures to increase TOTs have passed. In the 2006 gubernatorial election, 9 of 17 measures passed.

**Transient Occupancy Tax Tax Measures: All General Majority Vote**

| <b>Agency Name</b>      | <b>County</b> | <b>Rate</b>                                      | <b>General</b> | <b>Sunset</b> | <b>YES%</b>  | <b>NO%</b>   |             |
|-------------------------|---------------|--|----------------|---------------|--------------|--------------|-------------|
| City of American Canyon | Napa          | Measure E 10%to12%                               |                |               | <b>78.0%</b> | 22.0%        | <b>PASS</b> |
| City of Campbell        | Santa Clara   | Measure N 10%to12%                               |                |               | <b>72.9%</b> | 27.2%        | <b>PASS</b> |
| City of Marina          | Monterey      | Measure N 10%to12%                               |                | 0 5yrs        | <b>70.7%</b> | 29.3%        | <b>PASS</b> |
| City of Riverside       | Riverside     | Measure V 11%to13%                               |                |               | <b>65.9%</b> | 34.1%        | <b>PASS</b> |
| City of Pacifica        | San Mateo     | Measure R 10%to12%                               |                |               | <b>59.1%</b> | 40.9%        | <b>PASS</b> |
| City of Costa Mesa      | Orange        | Measure L 6%to8%                                 |                |               | <b>51.8%</b> | 48.2%        | <b>PASS</b> |
| City of Ontario         | San Bernar    | Measure V 11.75%to12.75%                         |                |               | 47.7%        | <b>52.3%</b> | <b>FAIL</b> |
| San Francisco           | San Francis   | Measure J 14%to16%                               |                |               | 46.1%        | <b>53.9%</b> | <b>FAIL</b> |
| City of Reedley         | Fresno        | Measure H apply existing 8% to campgrounds       |                |               | 45.3%        | <b>54.7%</b> | <b>FAIL</b> |
| City of Plymouth        | Amador        | Measure O 6%to10%                                |                |               | 44.8%        | <b>55.2%</b> | <b>FAIL</b> |
|                         |               | Measure P half of increase to tourism            |                |               | <b>53.2%</b> | 46.8%        | <b>PASS</b> |
| Siskiyou County         | Siskiyou      | Measure D 8%to10%                                |                |               | 40.9%        | <b>59.1%</b> | <b>FAIL</b> |
| City of Riverbank       | Stanislaus    | Measure G 4%to9%                                 |                |               | 39.9%        | <b>60.1%</b> | <b>FAIL</b> |
| City of Williams        | Colusa        | Measure A 10%to12%                               |                |               | 39.1%        | <b>60.9%</b> | <b>FAIL</b> |
| San Francisco           | San Francis   | Measure K apply existing 8% to all hotel charges |                |               | 38.1%        | <b>61.9%</b> | <b>FAIL</b> |
| City of Lake Elsinore   | Riverside     | Measure T 10%to12%                               |                |               | 36.9%        | <b>63.2%</b> | <b>FAIL</b> |
| City of Moreno Valley   | Riverside     | Measure P 8%to11%                                |                |               | 32.8%        | <b>67.2%</b> | <b>FAIL</b> |

**Business License Taxes**

There were fifteen business license tax measures in thirteen cities, twelve of which taxing recreational or medical marijuana. Campbell and South Lake Tahoe sought comprehensive revisions and increases of their business license taxes. Campbell's passed; South Lake Tahoe's failed. American Canyon voters approved a tax on cardrooms. Two cities proposed increases to local business license taxes. El Segundo passed a measure in April. All were majority vote general taxes. Historically since 2001 three out of five business license tax increase measures have passed, although the marijuana measures are new.

**Business License Tax Measures: Majority Vote General**

| <b>Agency Name</b>                 | <b>County</b> | <b>Rate</b>                       | <b>YES%</b>  | <b>NO%</b> |             |
|------------------------------------|---------------|-----------------------------------|--------------|------------|-------------|
| City of Albany                     | Alameda       | Measure Q on Marijuana            | <b>83.0%</b> | 17.0%      | <b>PASS</b> |
| City of Berkeley                   | Alameda       | Measure S on Marijuana            | <b>82.4%</b> | 17.6%      | <b>PASS</b> |
| City of San Jose                   | Santa Clara   | Measure U on Marijuana            | <b>77.7%</b> | 22.3%      | <b>PASS</b> |
| City of Richmond                   | Contra Costa  | Measure V on Marijuana            | <b>77.4%</b> | 22.6%      | <b>PASS</b> |
| City of Long Beach                 | Los Angeles   | Measure B on Marijuana            | <b>72.3%</b> | 27.7%      | <b>PASS</b> |
| City of Sacramento                 | Sacramento    | Measure C on Marijuana            | <b>71.2%</b> | 28.8%      | <b>PASS</b> |
| City of Oakland                    | Alameda       | Measure V on Marijuana            | <b>69.8%</b> | 30.2%      | <b>PASS</b> |
| City of La Puente                  | Los Angeles   | Measure N on MedMarijuana         | <b>68.5%</b> | 31.5%      | <b>PASS</b> |
| City of La Puente                  | Los Angeles   | Measure M on Marijuana            | <b>67.9%</b> | 32.1%      | <b>PASS</b> |
| City of Rancho Cordova             | Sacramento    | Measure H on Marijuana            | <b>67.4%</b> | 32.6%      | <b>PASS</b> |
| City of Stockton                   | San Joaquin   | Measure I on Marijuana            | <b>67.0%</b> | 33.0%      | <b>PASS</b> |
| City of Rancho Cordova             | Sacramento    | Measure O on MedMarijuana         | <b>56.0%</b> | 44.0%      | <b>PASS</b> |
| City of Campbell                   | Santa Clara   | Measure M update&increase         | <b>70.0%</b> | 30.0%      | <b>PASS</b> |
| City of South Lake Tahoe/El Dorado |               | Measure E update&increase         | 50.0%        | 50.0%      | <b>FAIL</b> |
| City of American Canyon/Napa       |               | Measure F \$2/patron on cardrooms | <b>73.8%</b> | 26.2%      | <b>PASS</b> |

## Property Transfer Taxes

Charter cities may enact real property transfer taxes. A real property transfer tax imposes a charge on the purchaser of real property based upon the value of the property at the time of transfer. San Francisco's Measure N was the only such measure this election.

### **Property Transfer Taxes**

| <u>Agency Name</u> | <u>Measure N</u> | <u>Rate</u>                    | <u>YES%</u>  | <u>NO%</u> |             |
|--------------------|------------------|--------------------------------|--------------|------------|-------------|
| San Francisco      | Measure N        | 2.0%: \$5m-\$10m, 2.5%: \$10m+ | <b>58.7%</b> | 41.3%      | <b>PASS</b> |

## Parcel Taxes and Special Taxes (non-school)

Parcel taxes require two-thirds supermajority approval. There were 26 parcel tax measures on the ballot. Eleven appear to have passed, all for fire protection and emergency medical response. Fourteen of the proposed measures were for fire /emergency medical services districts in Marin County of which at least nine passed.

This is substantially lower than parcel tax results in the last gubernatorial election in 2006 when two-thirds of the 45 parcel tax measures passed including all 13 Marin county fire protection taxes.

### **City, County and Special District Parcel Taxes (2/3 vote)**

| <u>Agency Name</u>                     | <u>County</u> | <u>Amount</u>                    |                | <u>YES%</u>  | <u>NO%</u>   |             |             |
|--|---------------|----------------------------------|----------------|--------------|--------------|-------------|-------------|
| Sleepy Hollow Fire Protection District | Marin         | Measure R \$42.50+               | Fire/EMS 4yrs  | <b>79.7%</b> | 20.3%        | <b>PASS</b> | extend/incr |
| City of Fairfax                        | Marin         | Measure D \$42.50+               | Fire/EMS 4yrs  | <b>74.5%</b> | 25.5%        | <b>PASS</b> | extend/incr |
| County Service Area #28                | Marin         | Measure M \$42.50+               | Fire/EMS 4yrs  | <b>73.6%</b> | 26.4%        | <b>PASS</b> | extend/incr |
| City of Ross                           | Marin         | Measure G \$42.50+               | Fire/EMS 4yrs  | <b>73.5%</b> | 26.5%        | <b>PASS</b> | extend/incr |
| Forestville Fire Protection District   | Sonoma        | Measure V \$75/parcel            | Fire/EMS       | <b>73.0%</b> | 27.0%        | <b>PASS</b> | new         |
| City of San Anselmo                    | Marin         | Measure H \$42.50+               | Fire/EMS 4yrs  | <b>72.5%</b> | 27.5%        | <b>PASS</b> | extend/incr |
| City of Albany                         | Alameda       | Measure P CPI                    | Fire/EMS       | <b>71.3%</b> | 28.7%        | <b>PASS</b> | increase    |
| Kentfield Fire Protection District     | Marin         | Measure O \$42.50+               | Fire/EMS 4yrs  | <b>69.9%</b> | 30.1%        | <b>PASS</b> | extend/incr |
| City of Larkspur                       | Marin         | Measure E \$42.50+               | Fire/EMS 4yrs  | <b>69.6%</b> | 30.4%        | <b>PASS</b> | extend/incr |
| City of San Rafael                     | Marin         | Measure I \$42.50+               | Fire/EMS 4yrs  | <b>67.9%</b> | 32.1%        | <b>PASS</b> | extend/incr |
| County Service Area #27                | Marin         | Measure L \$42.50+               | Fire/EMS 4yrs  | <b>67.2%</b> | 32.8%        | <b>PASS</b> | extend/incr |
| County Service Area #19                | Marin         | Measure K \$42.50+               | Fire/EMS 4yrs  | 66.0%        | <b>34.0%</b> | <b>FAIL</b> | extend/incr |
| County Service Area #4                 | Siskiyou      | Measure F \$76.50/parcel         | Fire/EMS       | 65.7%        | <b>34.3%</b> | <b>FAIL</b> | new         |
| County Service Area #13                | Marin         | Measure J \$42.50+               | Fire/EMS 4yrs  | 64.6%        | <b>35.4%</b> | <b>FAIL</b> | extend/incr |
| City of Corte Madera                   | Marin         | Measure C \$60/parcel+incr\$5/yr | Fire/EMS 4yrs  | 63.9%        | <b>36.1%</b> | <b>FAIL</b> | extend/incr |
| County Service Area #31                | Marin         | Measure N \$42.50+               | Fire/EMS 4yrs  | 62.9%        | <b>37.1%</b> | <b>FAIL</b> | extend/incr |
| Susan River Fire Protection District   | Lassen        | Measure U \$79/parcel            | Fire/EMS       | 61.3%        | <b>38.7%</b> | <b>FAIL</b> | new         |
| City of Pacific Grove                  | Monterey      | Measure Q \$90/parcel            | library 10yrs  | 61.2%        | <b>38.9%</b> | <b>FAIL</b> | new         |
| Santa Clara County                     | Santa Clara   | Measure A \$29/parcel            | Hospital 10yrs | 58.4%        | <b>41.6%</b> | <b>FAIL</b> | new         |
| Cameron Estates Community Services     | El Dorado     | Measure C \$250to\$375/parcel    | streets/roads  | 55.4%        | <b>44.6%</b> | <b>FAIL</b> | increase    |
| Bear Valley Community Services         | Kern          | Measure F \$140/parcel           | other one time | 51.4%        | <b>48.6%</b> | <b>FAIL</b> | new         |
| Marinwood Community Services           | Marin         | Measure Q \$42.50+               | Fire/EMS       | 46.7%        | <b>53.3%</b> | <b>FAIL</b> | increase    |
| City of California City                | Kern          | Measure E \$120/parcel           | other 10yrs    | 45.9%        | <b>54.1%</b> | <b>FAIL</b> | new         |
| Bethel Island Municipal Improvement    | Contra Costa  | Measure X \$252/parcel           | other 10yrs    | 41.0%        | <b>59.1%</b> | <b>FAIL</b> | new         |
| North Edwards Water District           | Kern          | Measure H \$50/parcel            | other 4yrs     | 40.6%        | <b>59.4%</b> | <b>FAIL</b> | new         |
| City of Oakland                        | Alameda       | Measure X \$360/parcel           | Police 4.5yrs  | 28.1%        | <b>71.9%</b> | <b>FAIL</b> | new         |

## Vehicle Registration Fees

In October 2009, Governor Schwarzenegger signed into law SB83 (Hancock) which allows countywide transportation planning agencies to place on the ballot a \$10 per vehicle registration fee on vehicles registered in that county. The proceeds from the fee must be used to fund programs to address congestion mitigation and motor vehicle induced pollution. Under SB83, these regulatory fees require majority voter approval. Vehicle registration fee measures passed in five Bay Area counties but failed in Sonoma and Contra Costa Counties.

At the same time, the voters of California passed Proposition 62 which henceforth makes these sorts of fees illegal, where a portion of the revenue is used to benefit persons other than fee payers.

### **Vehicle Registration Fees (SB83)**

| <u>Agency Name</u>  | <u>County</u> |            | <u>Rate</u>  | <u>YES%</u>  | <u>NO%</u>   |             |
|---------------------|---------------|------------|--------------|--------------|--------------|-------------|
| Alameda County      | Alameda       | Measure F  | \$10/vehicle | <b>62.6%</b> | 37.4%        | <b>PASS</b> |
| Marin County        | Marin         | Measure B  | \$10/vehicle | <b>62.4%</b> | 37.6%        | <b>PASS</b> |
| San Francisco       | San Francisco | Measure AA | \$10/vehicle | <b>59.6%</b> | 40.4%        | <b>PASS</b> |
| San Mateo County    | San Mateo     | Measure M  | \$10/vehicle | <b>54.8%</b> | 45.2%        | <b>PASS</b> |
| Santa Clara County  | Santa Clara   | Measure B  | \$10/vehicle | <b>52.2%</b> | 47.8%        | <b>PASS</b> |
| Contra Costa County | Contra Costa  | Measure O  | \$10/vehicle | 46.5%        | <b>53.5%</b> | <b>FAIL</b> |
| Sonoma County       | Sonoma        | Measure W  | \$10/vehicle | 42.3%        | <b>57.7%</b> | <b>FAIL</b> |

## General Obligation Bonds

Non-school local general obligation bond measures require 2/3 supermajority voter approval and involve the approval of a "tax override," a higher ad-valorem (property-value-based) tax rate to pay off the approved bonds. There were three non-school general obligation bond measures. Only the \$14 million Mayer's Memorial Hospital District measure passed. San Francisco voters appear to have turned down a \$46.15 after passing a \$412.3 million earthquake safety measure last June.

### **City, County and Special District Bond Measures (2/3 vote)**

| <u>Agency Name</u>                | <u>County</u>       |           | <u>Amount</u> |            | <u>YES%</u>  | <u>NO%</u>   |             |
|-----------------------------------|---------------------|-----------|---------------|------------|--------------|--------------|-------------|
| Mayers Memorial Hospital District | Shasta/Modoc/Lassen | Measure D | \$14m         | Hospital   | <b>71.9%</b> | 28.1%        | <b>PASS</b> |
| San Francisco                     | San Francisco       | Measure A | \$46.15m      | Earthquake | 64.2%        | <b>35.8%</b> | <b>FAIL</b> |
| Kern Valley Health Care District  | Kern                | Measure G | \$22.7m       | Hospital   | 52.4%        | <b>47.6%</b> | <b>FAIL</b> |

## Referenda

Three measures filed by citizens proposed to repeal utility fees. One passed.

### **Referenda concerning municipal fees or taxes**

| <u>Agency Name</u>       | <u>County</u> | <u>Tax/Fee</u>                             | <u>YES%</u>  | <u>NO%</u>   |             |
|--------------------------|---------------|--|--------------|--------------|-------------|
| Brooktrails Township CSD | Mendocino     | Measure D Repeal Water Rates               | <b>54.1%</b> | 45.9%        | <b>PASS</b> |
| City of Sacramento       | Sacramento    | Measure B Repeal Water/Sewer/Carbage Rates | 31.3%        | <b>68.7%</b> | <b>FAIL</b> |
| City of Petaluma         | Sonoma        | Measure U Repeal Water Rates               | 44.3%        | <b>55.7%</b> | <b>FAIL</b> |

### School Parcel Taxes

The ballot included 18 local school parcel taxes. It appears that only two achieved the 2/3 voter approval needed, although two others are yet too close to call. This low passage rate contrasts with the 6 out of 9 school parcel taxes that passed last June and 10 of 12 others passing in special elections earlier in the year. But in the November 2006 gubernatorial (presidential mid-term) election just 2 of 7 school parcel tax measures passed. It appears the timing of school parcel tax measures has an important effect on the chance of passage.

#### **School Parcel Taxes (2/3 voter approval)**

| <b>Agency Name</b>                 | <b>County</b> |               | <b>Rate</b>  | <b>YES%</b>  | <b>NO%</b>   |             |
|------------------------------------|---------------|---------------|--------------|--------------|--------------|-------------|
| Berkeley Unified School District   | Alameda       | Measure H     | 6.31¢/sqft   | <b>80.3%</b> | 19.8%        | <b>PASS</b> |
| Fremont Unified School District    | Alameda       | Measure K     | \$53/parcel  | <b>69.4%</b> | 30.6%        | <b>PASS</b> |
| Jefferson Union High School Distr  | San Mateo     | Measure P     | \$96/parcel  | 65.7%        | <b>34.3%</b> | <b>FAIL</b> |
| Oakland Unified School District    | Alameda       | Measure L     | \$195/parcel | 65.2%        | <b>34.8%</b> | <b>FAIL</b> |
| Benicia Unified School District    | Solano        | Measure C     | \$58/parcel  | 62.8%        | <b>37.2%</b> | <b>FAIL</b> |
| West Contra Costa Unified School   | Contra Costa  | Measure M     | 7.2¢/sqft    | 60.1%        | <b>39.9%</b> | <b>FAIL</b> |
| South Bay Union School District    | San Diego     | Proposition O | \$96/parcel  | 58.6%        | <b>41.4%</b> | <b>FAIL</b> |
| Foothill - De Anza Community Col   | Santa Clara   | Measure E     | \$69/parcel  | 58.1%        | <b>41.9%</b> | <b>FAIL</b> |
| Ventura USD                        | Ventura       | Measure H     | \$96/parcel  | 58.1%        | <b>41.9%</b> | <b>FAIL</b> |
| East Side Union High School Distr  | Santa Clara   | Measure I     | \$98/parcel  | 57.3%        | <b>42.7%</b> | <b>FAIL</b> |
| Cambrian Elementary School Distri  | Santa Clara   | Measure L     | \$96/parcel  | 57.1%        | <b>42.9%</b> | <b>FAIL</b> |
| Three Rivers Elementary School B   | Tulare        | Measure V     | \$56/parcel  | 56.8%        | <b>43.2%</b> | <b>FAIL</b> |
| John Swett Unified School District | Contra Costa  | Measure J     | \$96/parcel  | 56.0%        | <b>44.0%</b> | <b>FAIL</b> |
| Pomona Unified School District     | Los Angeles   | Measure SS    | \$96/parcel  | 54.6%        | <b>45.4%</b> | <b>FAIL</b> |
| Auburn Union School District       | Placer        | Measure L     | \$69/parcel  | 54.2%        | <b>45.8%</b> | <b>FAIL</b> |
| San Diego Unified School District  | San Diego     | Proposition J | \$98/parcel  | 49.9%        | <b>50.2%</b> | <b>FAIL</b> |
| Travis Unified School District     | Solano        | Measure B     | \$250/parcel | 43.2%        | <b>56.8%</b> | <b>FAIL</b> |
| Cutler-Orosi JUSD                  | Fresno/Tulare | Measure U     | \$97/parcel  | 39.6%        | <b>60.4%</b> | <b>FAIL</b> |



## School Bonds

There were 63 school bond measures on the ballot, each requiring 55% approval for passage. At least 46 appear to have passed, with two too close to call. The measures authorize a total of \$3.63 billion in bonds for school facilities and equipment. In Contra Costa County, the Knightson Elementary School District Bond measure failed by just one vote.

### **School Bond Measures - all 55% Approval**

| <u>Agency Name</u>              | <u>County</u>             |               | <u>Amount</u> | <u>YES%</u>  | <u>NO%</u> |      |
|---------------------------------|---------------------------|---------------|---------------|--------------|------------|------|
| South San Francisco Unified S   | San Mateo                 | Measure J     | \$162m        | <b>77.1%</b> | 22.9%      | PASS |
| Berkeley Unified School Distri  | Alameda                   | Measure I     | \$210m        | <b>76.7%</b> | 23.3%      | PASS |
| Wiseburn School District        | Los Angeles               | Measure AA    | \$87m         | <b>75.0%</b> | 25.0%      | PASS |
| Fresno Unified School District  | Fresno                    | Measure Q     | \$280m        | <b>74.8%</b> | 25.2%      | PASS |
| El Rancho Unified School Dist   | Los Angeles               | Measure EE    | \$52m         | <b>74.2%</b> | 25.8%      | PASS |
| Emery Unified School District   | Alameda                   | Measure J     | \$95m         | <b>73.2%</b> | 26.8%      | PASS |
| Fairfax School District         | Kern                      | Measure C     | \$24.8m       | <b>72.7%</b> | 27.3%      | PASS |
| Santa Barbara Elementary Sch    | Santa Barbara             | Measure R     | \$75m         | <b>70.9%</b> | 29.2%      | PASS |
| Ross Valley School District     | Marin                     | Measure A     | \$41m         | <b>70.5%</b> | 29.5%      | PASS |
| Monterey Peninsula Unified S    | Monterey                  | Measure P     | \$110m        | <b>70.4%</b> | 29.6%      | PASS |
| Franklin-McKinley School Dis    | Santa Clara               | Measure J     | \$50m         | <b>69.6%</b> | 30.4%      | PASS |
| Pittsburg Unified School Distri | Contra Costa              | Measure L     | \$100m        | <b>69.3%</b> | 30.7%      | PASS |
| Santa Barbara High School Di    | Santa Barbara             | Measure Q     | \$75m         | <b>69.0%</b> | 31.0%      | PASS |
| Rialto Unified School District  | San Bernardino            | Measure Y     | \$98m         | <b>68.7%</b> | 31.3%      | PASS |
| Moreland Elementary School I    | Santa Clara               | Measure K     | \$55m         | <b>68.0%</b> | 32.0%      | PASS |
| Sonoma Valley Unified School    | Sonoma                    | Measure H     | \$40m         | <b>66.7%</b> | 33.3%      | PASS |
| Jefferson School District       | San Joaquin               | Measure J     | \$35.4m       | <b>66.1%</b> | 33.9%      | PASS |
| West Sonoma County Union F      | Sonoma                    | Measure I     | \$23.8m       | <b>65.9%</b> | 34.1%      | PASS |
| Forestville Union School Distr  | Sonoma                    | Measure K     | \$5.1m        | <b>65.3%</b> | 34.7%      | PASS |
| Belmont-Redwood Shores Sch      | San Mateo                 | Measure I     | \$25m         | <b>65.2%</b> | 34.8%      | PASS |
| Magnolia School District        | Orange                    | Measure I     | \$16.3m       | <b>65.2%</b> | 34.8%      | PASS |
| Martinez Unified School Distri  | Contra Costa              | Measure K     | \$45m         | <b>64.9%</b> | 35.1%      | PASS |
| Centinela Valley Union High S   | Los Angeles               | Measure CV    | \$98m         | <b>64.7%</b> | 35.4%      | PASS |
| Santa Clara Unified School Dis  | Santa Clara               | Measure H     | \$81.1m       | <b>64.1%</b> | 35.9%      | PASS |
| Atascadero Unified School Di    | San Luis Obispo           | Measure I-10  | \$117m        | <b>64.1%</b> | 36.0%      | PASS |
| Imperial Community College D    | Imperial                  | Measure J     | \$80m         | <b>64.0%</b> | 36.0%      | PASS |
| Belmont-Redwood Shores Sch      | San Mateo                 | Measure N     | \$35m         | <b>63.2%</b> | 36.8%      | PASS |
| Calistoga Joint Unified School  | Napa/Sonoma               | Measure A     | \$42m         | <b>63.1%</b> | 36.9%      | PASS |
| Twin Hills Union School Distri  | Sonoma                    | Measure M     | \$11m         | <b>63.1%</b> | 36.9%      | PASS |
| San Leandro High School         | Alameda                   | Measure M     | \$50.1m       | <b>62.8%</b> | 37.3%      | PASS |
| Ohlone Community College Di     | Alameda                   | Measure G     | \$349m        | <b>62.6%</b> | 37.4%      | PASS |
| Anaheim City School District    | Orange                    | Measure G     | \$84m         | <b>62.6%</b> | 37.4%      | PASS |
| Bennett Valley Union School I   | Sonoma                    | Measure J     | \$10.6m       | <b>62.6%</b> | 37.4%      | PASS |
| San Marcos Unified School Di    | San Diego                 | Proposition K | \$287m        | <b>62.6%</b> | 37.5%      | PASS |
| Coalinga-Huron Joint Unified    | Fresno/Monterey/SanBenito | Measure E     | \$16.1m       | <b>62.2%</b> | 37.8%      | PASS |
| Encinitas Union School Distric  | San Diego                 | Proposition P | \$44.2m       | <b>61.1%</b> | 38.9%      | PASS |

| <b>School Bond Measures - all 55% Approval (continued)</b> |                     |             |               |              |              |             |
|--|---------------------|-------------|---------------|--------------|--------------|-------------|
| <b>Agency Name</b>   | <b>County</b>       |             | <b>Amount</b> | <b>YES%</b>  | <b>NO%</b>   |             |
| San Mateo Union High School District                       | San Mateo           | Measure O   | \$186m        | <b>61.1%</b> | 39.0%        | <b>PASS</b> |
| Saint Helena Unified School District                       | Napa                | Measure B   | \$30m         | <b>60.1%</b> | 39.9%        | <b>PASS</b> |
| Julian Union High School District                          | San Diego           | Proposition | \$2.1m        | <b>59.7%</b> | 40.3%        | <b>PASS</b> |
| Aromas San Juan Unified School District                    | Monterey/Santa Cruz | Measure Z   | \$9.7m        | <b>59.1%</b> | 40.9%        | <b>PASS</b> |
| Duarte Unified School District                             | Los Angeles         | Measure E   | \$62m         | <b>59.1%</b> | 40.9%        | <b>PASS</b> |
| Northern Humboldt Union High School District               | Humboldt            | Measure Q   | \$25.8m       | <b>58.9%</b> | 41.1%        | <b>PASS</b> |
| San Jose City College/Evergreen College                    | Santa Clara         | Measure G   | \$268m        | <b>58.7%</b> | 41.4%        | <b>PASS</b> |
| Junction Elementary School District                        | Shasta              | Measure C   | \$3.1m        | <b>56.2%</b> | 43.8%        | <b>PASS</b> |
| Dehesa School District                                     | San Diego           | Proposition | \$5.5m        | <b>58.5%</b> | 41.5%        | <b>PASS</b> |
| Cloverdale Unified School District                         | Sonoma              | Measure G   | \$17m         | <b>55.6%</b> | 44.4%        | <b>PASS</b> |
| Sonora Elementary School District                          | Tuolumne            | Measure H   | \$7.8m        | <b>55.2%</b> | 44.8%        | <b>PASS</b> |
| Knightsen Elementary School District                       | Contra Costa        | Measure N   | \$5m          | 55.0%        | <b>45.1%</b> | <b>FAIL</b> |
| Piner-Olivet Union School District                         | Sonoma              | Measure L   | \$20m         | 53.7%        | <b>46.3%</b> | <b>FAIL</b> |
| Summerville Union High School District                     | Tuolumne            | Measure G   | \$8m          | 53.3%        | <b>46.7%</b> | <b>FAIL</b> |
| Lynwood Unified School District                            | Los Angeles         | Measure L   | \$45m         | 53.2%        | <b>46.8%</b> | <b>FAIL</b> |
| Mount San Jacinto Community College District               | Riverside           | Measure U   | \$47m         | 52.0%        | <b>48.1%</b> | <b>FAIL</b> |
| Hamilton Unified School District                           | Glenn               | Measure O   | \$5.4m        | 50.5%        | <b>49.5%</b> | <b>FAIL</b> |
| Cutler-Orosi JUSD  | Fresno/Tulare       | Measure T   | \$15m         | 49.5%        | <b>50.5%</b> | <b>FAIL</b> |
| Sierra Unified School District                             | Fresno              | Measure S   | \$9.6m        | 47.9%        | <b>52.1%</b> | <b>FAIL</b> |
| Dixon Unified School District                              | Solano              | Measure D   | \$32m         | 46.1%        | <b>53.9%</b> | <b>FAIL</b> |
| Western Placer Unified School District                     | Placer              | Measure J   | \$163m        | 44.2%        | <b>55.9%</b> | <b>FAIL</b> |
| Hughson Unified School District                            | Stanislaus          | Measure H   | \$21m         | 40.5%        | <b>59.5%</b> | <b>FAIL</b> |
| Baker Valley Unified School District                       | San Bernardino      | Measure D   | \$3.2m        | 40.0%        | <b>60.0%</b> | <b>FAIL</b> |
| Claremont Unified School District                          | Los Angeles         | Measure CL  | \$95m         | 39.6%        | <b>60.4%</b> | <b>FAIL</b> |
| Waterford Unified School District                          | Stanislaus          | Measure I   | \$11m         | 38.9%        | <b>61.1%</b> | <b>FAIL</b> |
| Sierra-Plumas Joint Unified School District                | Plumas/Sierra       | Measure C   | \$5m          | 37.9%        | <b>62.1%</b> | <b>FAIL</b> |
| Scott Valley Unified School District                       | Siskiyou            | Measure E   | \$5.9m        | 32.9%        | <b>67.1%</b> | <b>FAIL</b> |

## Employee Benefit Changes

This November's election saw an unprecedented number of measures limiting or reducing employee benefits and pay. All of these proposals passed with a lone exception in San Francisco.

### **Employee Benefit Changes & Limits**

| <b>Agency Name</b>   | <b>County</b> |               | <b>Proposal</b>   | <b>YES%</b>  | <b>NO%</b> |             |
|----------------------|---------------|---------------|---|--------------|------------|-------------|
| City of Pacific Grov | Monterey      | Measure R     | Shall the Pacific Grove City Charter be amended to conform to the "Voter Initiative Limiting the Ability of the City of Pacific Grove to Approve or Modify Agreements That Provide Retirement Benefits to City Employees," provide City officers/employees do not hold rights to future employment or future employment benefits, and amend the Pacific Grove Municipal Code to clarify that voter-approved limits relating to long-term City debt or financial liabilities apply only to retirement plans or agreements? | <b>74.3%</b> | 25.7%      | <b>PASS</b> |
| City of San Jose     | Santa Clara   | Measure W     | To provide fiscal stability, control costs and maintain City Services to residents, shall the Charter be amended to allow the Council, by ordinance and subject to the requirements of applicable law, to exclude any officer or employee hired on or after the ordinance's effective date from any retirement plan or benefit of any plan then in existence and to require that any new or different plan shall be actuarially sound?  | <b>72.4%</b> | 27.6%      | <b>PASS</b> |
| City of Menlo Park   | San Mateo     | Measure L     | Shall the ordinance entitled "Measure to limit retirement benefits for new City of Menlo Park employees (Except Sworn Police Officers) and to restrict City Council from increasing benefits in the future without voter approval", be adopted?   | <b>72.2%</b> | 27.8%      | <b>PASS</b> |
| City of Redding      | Shasta        | Measure B     | Shall an Ordinance be adopted making a labor negotiations policy that City contributions to retiree health care plan premiums be changed from no time requirement to a formula based on years of service with a minimum five-year vesting requirement?  | <b>69.6%</b> | 30.4%      | <b>PASS</b> |
| City of San Jose     | Santa Clara   | Measure V     | To provide fiscal stability, control costs and maintain City services to residents, shall the Charter be amended to permit binding arbitration only if outside arbitrators are (1) required to base awards to employees primarily on the City's ability to pay; and (2) prohibited from; creating any unfunded liability for the City, increasing police and firefighter compensation more than the rate of increase in General Fund revenues, or granting retroactive benefits?  | <b>66.7%</b> | 33.3%      | <b>PASS</b> |
| City of Murrieta     | Riverside     | Measure E     | Shall the ordinance prohibiting chief City administrative officials, including the City Manager and their direct reports (but excluding fire, police and other emergency public safety personnel), from having either annual salaries with benefits or a combined hourly rate with overtime and benefits (including, but not limited to, car, gas, life insurance, health/medical insurance, and other personal usage benefits) that exceeds 2.5 times the median family/household income in the City be adopted?         | <b>66.6%</b> | 33.4%      | <b>PASS</b> |
| City of Redding      | Shasta        | Measure A     | Shall an Ordinance be adopted making a labor negotiations policy providing that City employees and City officials pay the full employee contribution of CalPERS pension benefits to be phased in over a period not to exceed four years?  | <b>64.4%</b> | 35.6%      | <b>PASS</b> |
| City of Carlsbad     | San Diego     | Proposition G | Shall the Charter of Carlsbad, California be amended to add Section 502 Retention of Benefits limiting increases in safety retirement benefits without an amendment to this section?  | <b>64.3%</b> | 35.7%      | <b>PASS</b> |
| Riverside County     | Riverside     | Measure M     | Shall Ordinance No. 899, requiring voter approval for increases in public safety employee retirement benefits or decreases in job related pre-retirement death benefits, and allowing decreases in retirement benefits, be adopted?   | <b>61.3%</b> | 38.7%      | <b>PASS</b> |

**Employee Benefit Changes & Limits**

| <u>Agency Name</u>  | <u>County</u> |           | <u>Proposal</u>  | <u>YES%</u> | <u>NO%</u> |      |
|---------------------|---------------|-----------|--|-------------|------------|------|
| City of Bakersfield | Kern          | Measure D | Shall the City of Bakersfield adopt the following law: Effective January 1, 2011, new City of Bakersfield sworn public safety employees will pay 100% of their employee pension contribution and be eligible for a maximum retirement allowance with the Board of Administration of the Public Employees' Retirement System (PERS) at a 2% at age 50 formula based on their average salary calculated over 36 highest paid consecutive months.   | 55.0%       | 45.0%      | PASS |
| Riverside County    | Riverside     | Measure L | Shall the proposed Ordinance, requiring voter approval for increases or decreases in public safety employee retirement or pre-retirement death benefits and requiring that the County of Riverside continue the current CALPERS (California Public Employee Retirement System) retirement  | 52.1%       | 47.9%      | PASS |
| San Francisco       | San Francisco | Measure B | Shall the City increase employee contributions to the Retirement System for retirement benefits; decrease employer contributions to the Health Service System for health benefits for employees, retirees and their dependents; and change rules for arbitration proceedings about City collective bargaining agreements?  | 42.4%       | 57.6%      | FAIL |
| City of Murrieta    | Riverside     | Measure D | Shall the ordinance placing limits on City Council compensation to 15% of the City's annual median family/household income (exclusive of any amounts payable as reimbursement for actual and necessary expenses incurred in the performance of their official City duties); prohibiting City Council members from receiving any other personal benefits, including club memberships, medical and life insurance and pensions; and requiring that any increase be approved by 55% of the voters be adopted? | 69.5%       | 30.5%      | PASS |

## Term Limits

After observing how term limits have improved the effectiveness of the California State Legislature, voters in eight cities and one special district adopted measures to limit the terms of service of their governing board members. A measure in Roseville would have relaxed that city's existing two x four year term limit to a three x four year term limit. It failed.

| <b>Term Limits</b>       |               |                 |  | <b>YES%</b> | <b>NO%</b> |             |
|--------------------------|---------------|-----------------|--|-------------|------------|-------------|
| <b>Agency Name</b>       | <b>County</b> | <b>Proposal</b> |  |             |            |             |
| City of Roseville        | Placer        | Measure H       | Shall the City Charter be amended as follows: (1) Section 2.02, providing that term limits be modified from two (2) consecutive four (4) year terms to three (3) terms of four (4) years each, such that a person would be ineligible to hold office after serving on the Council for three (3) four (4) year terms?   | 31.3%       | 68.7%      | <b>FAIL</b> |
| City of Fullerton        | Orange        | Measure M       | Shall Term Limits of Three Consecutive Four Year Terms for Fullerton City Councilmembers Be Enacted  | 79.8%       | 20.2%      | <b>PASS</b> |
| City of Laguna Hills     | Orange        | Measure T       | No person shall hold office as a member of the City Council for more than two consecutive terms.   | 74.4%       | 25.6%      | <b>PASS</b> |
| City of Loomis           | Placer        | Measure A       | Shall the proposed ordinance entitled "An Initiative of the Loomis Town Citizens Enacting Term Limits" which provides:" (1) five council members serve 4-year terms; (2) terms shall be staggered; (3) no member can serve more than two consecutive 4-year terms; (4) a member who has served two terms prior to August 1, 2010 must sit out eight years; and (5) current members can complete their terms, be adopted?                       | 55.4%       | 44.6%      | <b>PASS</b> |
| City of Murrieta         | Riverside     | Measure C       | Shall the ordinance prohibiting elected officials of the City of Murrieta and any of its political subdivisions from serving more than two consecutive four-year terms in office, with terms considered consecutive if they are at least four years apart, be adopted?   | 67.3%       | 32.7%      | <b>PASS</b> |
| City of Indian Wells     | Riverside     | Measure Q       | Shall Ordinance Bill No. 2010-04 be adopted to provide that no person shall be eligible to serve in the office of City Council Member of the City after serving two (2) consecutive four-year terms, until after the next election date established by the Municipal Code for City Council Members (approximately two years) following his or her second term?   | 79.3%       | 20.7%      | <b>PASS</b> |
| City of Hemet            | Riverside     | Measure W       | Shall there be a limit of three terms in office for Hemet Elected City Officials?  | 89.1%       | 10.9%      | <b>PASS</b> |
| City of Menifee          | Riverside     | Measure Z       | Any Councilmember who has served two successive terms or eight consecutive years shall be ineligible to serve again in that office until an intervening period of two years has elapsed. Any Councilmember who serves for two or more years of an appointed or elected term shall be considered to have served a term. Terms completed prior to this measure taking effect shall not be counted in determining eligibility.                    | 81.9%       | 18.1%      | <b>PASS</b> |
| Santa Clara Valley Water | Santa Clara   | Measure C       | Shall an ordinance of the Santa Clara Valley Water District limiting Board members, whether elected or appointed after the established effective date, from serving more than three successive 4-year terms; which sets forth the effect of partial terms; and which establishes an effective date of December 3, 2010 be approved?  | 75.4%       | 24.6%      | <b>PASS</b> |
| City of Pacifica         | San Mateo     | Measure V       | Shall an ordinance be adopted providing prospectively that no person who has served two terms of office as a Pacifica City Councilmember shall be eligible to run for election as a Pacifica City Councilmember and further providing that if for any reason a person serves a partial term as Pacifica City Councilmember in excess of two years, that partial term shall be considered a full term for purposes of the term limit provision? | 51.4%       | 48.6%      | <b>PASS</b> |

## Appointed City Clerk, Treasurer, Attorney

Fourteen cities considered measures to change positions of city clerk, treasurer or attorney from elected to professionals appointed by the City Council. The results varied widely reflecting the diversity of perspectives and circumstances among cities in California. Nine of the 17 measures passed. The proposal in Guadalupe failed by just one vote.

### Appointed City Clerk / City Treasurer

| <u>Agency Name</u>     | <u>County</u>   |                                | <u>YES%</u> | <u>NO%</u> |      |
|------------------------|-----------------|--------------------------------|-------------|------------|------|
| City of San Joaquin    | Fresno          | Measure R ApptTreas            | 62.3%       | 37.8%      | PASS |
| City of Tustin         | Orange          | Measure X ApptClerk            | 62.0%       | 38.0%      | PASS |
| City of Albany         | Alameda         | Measure N ApptCityAtty         | 61.1%       | 38.9%      | PASS |
| City of Arroyo Grande  | San Luis Obispo | Measure C- ApptClerk           | 58.7%       | 41.3%      | PASS |
| City of Arroyo Grande  | San Luis Obispo | Measure D- ApptTreas           | 56.1%       | 43.9%      | PASS |
| City of Campbell       | Santa Clara     | Measure O ApptTreas/Clerk      | 56.8%       | 43.2%      | PASS |
| City of Tracy          | San Joaquin     | Measure D ApptClerk            | 52.8%       | 47.2%      | PASS |
| City of Colma          | San Mateo       | Measure Q ApptTreas            | 52.1%       | 47.9%      | PASS |
| City of Cloverdale     | Sonoma          | Measure R ApptClerk            | 52.0%       | 48.0%      | PASS |
| City of Cloverdale     | Sonoma          | Measure S ApptTreas            | 45.3%       | 54.7%      | FAIL |
| City of Guadalupe      | Santa Barbara   | Measure O ApptTreas/Clerk      | 50.0%       | 50.0%      | FAIL |
| City of Mount Shasta   | Siskiyou        | Measure C ApptTreas            | 46.9%       | 53.1%      | FAIL |
| City of Mount Shasta   | Siskiyou        | Measure B ApptClerk            | 46.7%       | 53.3%      | FAIL |
| City of Morgan Hill    | Santa Clara     | Measure P ApptTreas/Clerk      | 45.5%       | 54.5%      | FAIL |
| City of Williams       | Colusa          | Measure B ApptClerk            | 43.6%       | 56.5%      | FAIL |
| City of Redlands       | San Bernardino  | Measure B ApptTreas            | 38.1%       | 61.9%      | FAIL |
| City of San Bernardino | San Bernardino  | Measure C ApptTreas,Clerk,Atty | 35.8%       | 64.2%      | FAIL |

### City Incorporation and Other Measures of Note

Voters in Arden Arcade in Sacramento County turned down a proposal to become California's 482nd incorporated city. King City is now a Charter City. Voters in Irvine approved a measure to send city funds to local schools. In Palo Alto, voter rejected a charter amendment that would have established a minimum staffing level for fire protection.

### Other Measures of Note

| <u>Agency Name</u>            | <u>County</u> | <u>Tax/Fee</u>                  | <u>YES%</u> | <u>NO%</u> |      |
|-------------------------------|---------------|---------------------------------|-------------|------------|------|
| City of King City             | Monterey      | Measure O *n/a CharterCity      | 64.0%       | 36.0%      | PASS |
| Proposed City of Arden Arcade | Sacramento    | Measure D *n/a Incorporation    | 24.0%       | 76.1%      | FAIL |
| City of Irvine                | Orange        | Measure R *n/a city\$to Schools | 77.1%       | 22.9%      | PASS |
| City of Palo Alto             | Santa Clara   | Measure R *n/a minFireStaffing  | 25.6%       | 74.5%      | FAIL |

### Conclusion

Generally speaking, the passage rates of non-school local tax and bond measures this November is similar to the overall rates of passage since 2001. School measures fared somewhat less well than in previous elections. But masked among these general observations are many specific circumstances and stories. In addition, this election saw some new things:

- A dozen measures to tax recreational or medical marijuana, in part related to Proposition 19 which failed.
- \$10 Vehicle Registration Fee proposals in the San Francisco Bay Area related to SB83(2009). These sorts of measures are no longer legal under Proposition 26 which passed on November 2.

- The popular emergence of measures to reduce or limit public employee retirement benefits and to limit the terms of local elected officials.

The continued success of some local tax increases at similar historic passage rates despite the current economic downturn and much trumpeted voter anger in this November's election demonstrates that local circumstances are often more important than state or nationwide trends and sentiments in the success or failure of local measures.

\*\*\*\*\*

For more information: Michael Coleman 530-758-3952. [coleman@muni1.com](mailto:coleman@muni1.com)

**Source:** County elections offices.

mc