

Local Revenue Measures in California November 2012 Results


The November 6, 2012 presidential election featured 368 local measures in California on questions including land use development, government organization, bond authorizations and tax increases. Among these were 240 measures seeking approval for taxes, bonds or fees, including three by initiative. Three other measures sought by initiative to reduce previously approved taxes.

This volume of local measures is quite comparable to the number of local measures on each of the last two presidential election ballots in California. In November 2008, there were 233 revenue measures including 116 school bonds and taxes. In November 2004, there were 249 revenue measures including 86 school bonds or taxes.

K-12 schools districts and community colleges requested total of \$14.429 billion in 106 separate bond measure authorizations for school bonds to construct facilities, acquire equipment and make repairs and upgrades. There were 25 measures to increase or extend school parcel taxes.

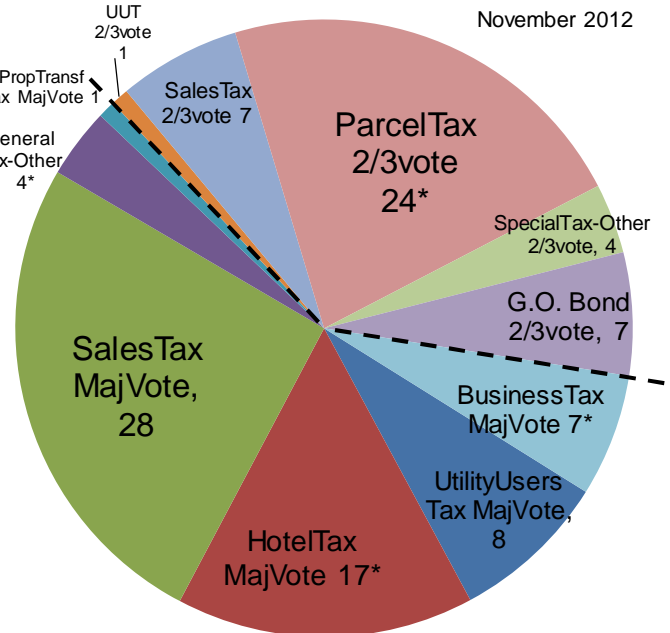
Among the 109 non-school local revenue measures were seven general obligation bond measures and 36 special taxes and parcel taxes requiring two-thirds voter approval. There were 35 proposals to extend or increase transactions and use taxes (so-called add-on sales taxes) and 24 proposals to increase or extend non-school parcel taxes.

Proposed Local Revenue Measures November 2012



© 2012 Michael Coleman

Types of Non-School Local Tax Measures



*Vacaville's Measure M combined a business license tax, parcel tax and hotel tax. It is counted here as a "General Tax - other"

© 2012 Michael Coleman

Overall Passage Rates

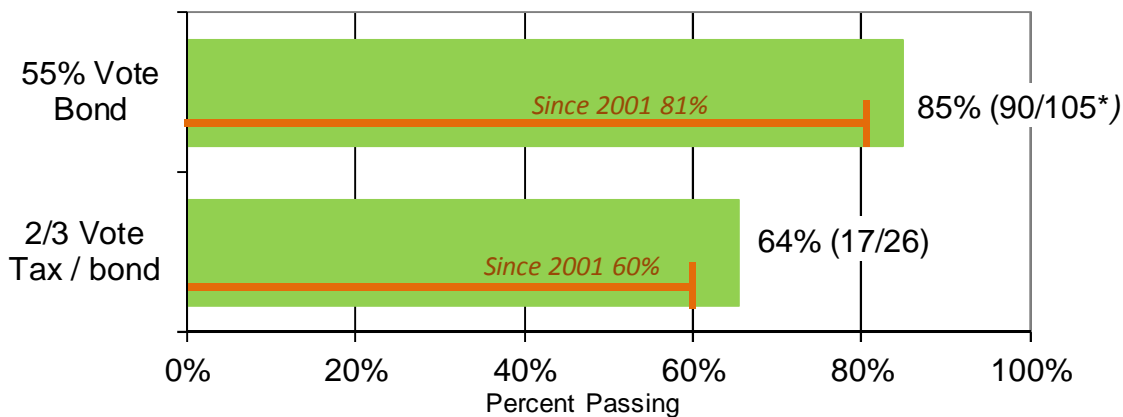
Following post-election night canvases and recounts, five additional 55% school bond measures and one additional two-thirds vote school parcel tax were declared passing. This brings the total number of passing measures to 178 of the 240 tax/revenue measures proposed.

Local Revenue Measures November 2012

	Total	Pass	Passing%
City General Tax (Majority Vote)	60	48	80%
County General Tax (Majority Vote)	6	4	67%
City Special Tax or G.O. bond (2/3 Vote)	15	5	33%
County (Special Tax) 2/3 Vote	12	7	58%
Special District (2/3)	16	7	44%
School Parcel Tax 2/3	25	16	64%
School Bond 2/3	1	1	100%
School Bond 55%	105	90	86%
Total	240	178	74%
Redux by initiative	3	0	0%

The rate of passage of school measures slightly exceeded historic passage rates. Final results indicate 90 of the 105 55% school bonds passed. The one two-thirds vote school bond passed as well as 16 of the 25 school parcel taxes.

School Tax & Bond Measures November 2012

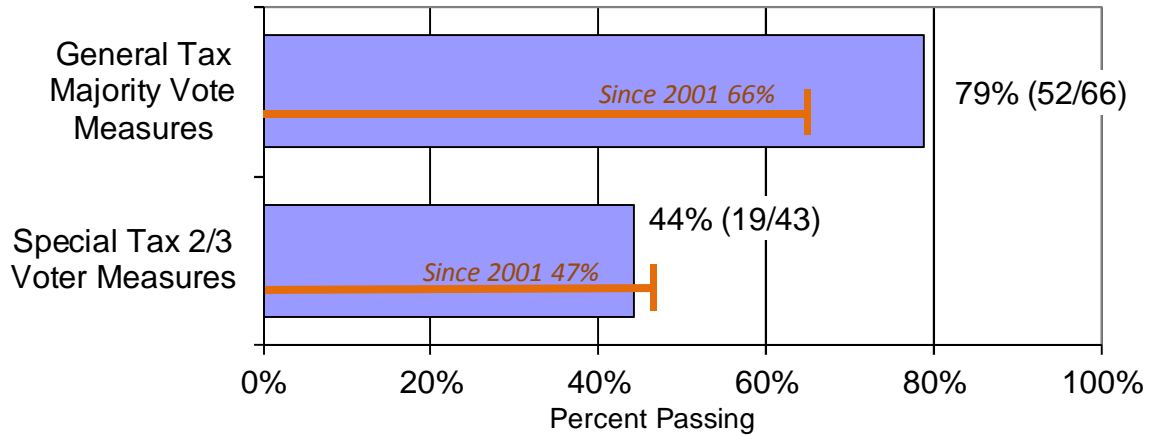


*One school bond required two-thirds approval. It passed.

Local non-school majority vote tax measures did somewhat better this election than in prior years with 52 of 66 passing. Among the failing measures were three taxes proposed in San Diego County cities as a part of marijuana dispensary initiatives. These taxes on the sale of marijuana probably could not have been implemented had they passed.

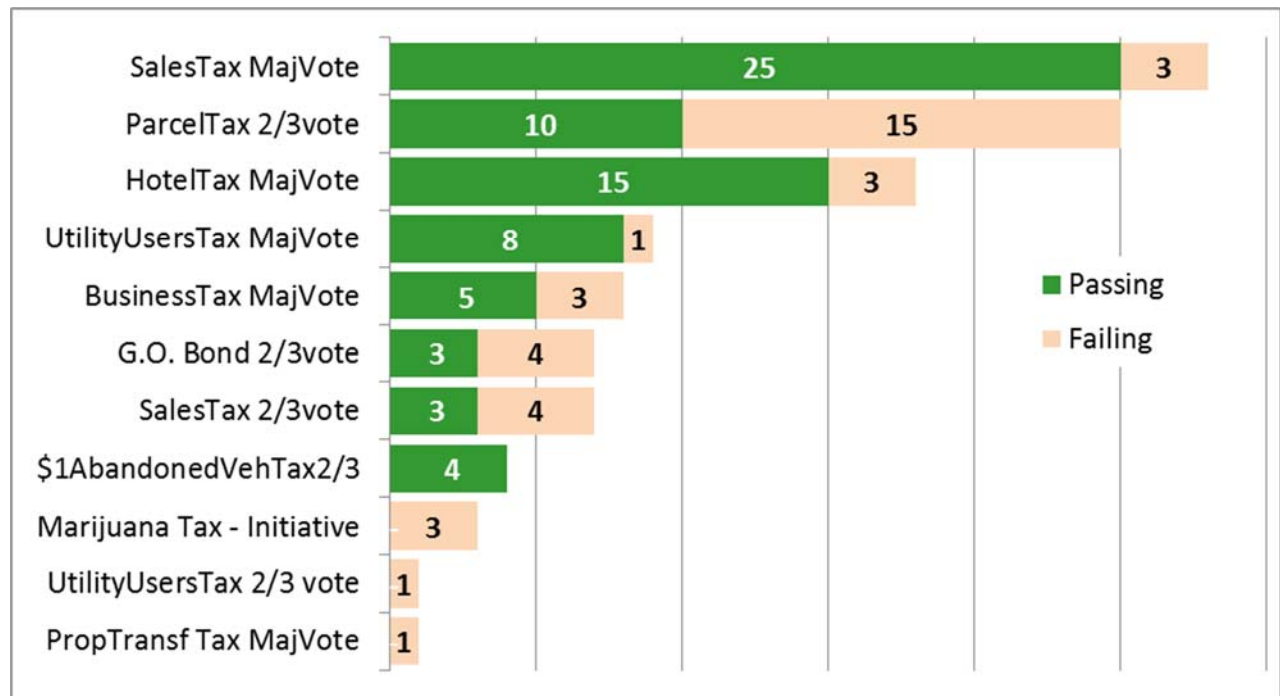
Among the 43 non-school special taxes, parcel taxes and bonds requiring two-thirds voter approval, 19 passed, a very similar passage rate compared to past elections.

City / County / Special District Tax & Bond Measures November 2012



General purpose tax measures fared especially well, especially add-on sales taxes (local transactions and use taxes). Parcel taxes and G.O. bonds had a much more difficult time, mostly, it appears, due to the two-thirds supermajority vote thresholds. Five of the 25 non-school parcel taxes failed to even garner 50% yes votes.

Passing and Failing City / County / Special District Measures by Type November 2012



Local Add-On Sales Taxes (Transaction and Use Taxes)

Twenty five cities and three counties proposed general purpose majority vote add-on sales tax rates ranging from 1/8 percent in Santa Clara County to one percent in several cities. Voters approved all but three of these measures.

Transactions and Use Tax (Add-on Sales Tax) - General Tax - Majority Approval

<u>Agency Name</u>	<u>County</u>	<u>Rate</u>	<u>Sunset</u>	<u>YES%</u>	<u>NO%</u>	
Albany	Alameda	Measure F 1/2 cent		79.0%	21.0%	PASS
Culver City	Los Angeles	Measure Y 1/2percent	10 yrs	76.6%	23.4%	PASS
Lathrop	San Joaquin	Measure C 1cent		76.0%	24.1%	PASS
Salinas	Monterey	Measure E 1/2cent extend		75.7%	24.3%	PASS
Carmel	Monterey	Measure D 1cent	10yrs	75.4%	24.6%	PASS
Nevada City	Nevada	Measure L 3/8cent	5yrs	74.2%	25.8%	PASS
Sebastopol	Sonoma	Measure Y 1/2cent	8yrs	70.8%	29.2%	PASS
Williams	Colusa	Measure G 1/2cent extend		70.5%	29.5%	PASS
Rio Vista	Solano	Measure O 3/4cent	5yrs	70.2%	29.8%	PASS
Moraga	Contra Costa	Measure K 1cent	20yrs	70.1%	29.9%	PASS
Orinda	Contra Costa	Measure L 1/2cent	10yrs	69.1%	30.9%	PASS
Vacaville	Solano	Measure M 1/4cent	5yrs	69.0%	31.0%	PASS
Commerce	Los Angeles	Measure A 1/2percent		67.3%	32.7%	PASS
Fairfield	Solano	Measure P 1cent	5yrs	66.5%	33.6%	PASS
Grass Valley	Nevada	Measure N 1/2cent	10yrs	66.3%	33.7%	PASS
La Mirada	Los Angeles	Measure I 1cent	5yrs	66.0%	34.0%	PASS
County of San Mateo	San Mateo	Measure A 1/2cent	10years	64.6%	35.5%	PASS
Sacramento	Sacramento	Measure U 1/2cent	6yrs	63.1%	36.9%	PASS
Paso Robles	San Luis Obis	Measure E 1/2cent	12yrs	59.0%	41.0%	PASS
		Measure F Advisory		71.3%	28.7%	PASS
Hollister	San Benito	Measure E 1cent extend	5yrs	57.4%	42.6%	PASS
County of Santa Clara	Santa Clara	Measure A 1/8cent	10yrs	56.3%	43.7%	PASS
Trinidad	Humboldt	Measure G 3/4cent 4/1/2013 for 4yrs		55.4%	44.6%	PASS
Healdsburg	Sonoma	Measure V 1/2cent	10yrs	55.4%	44.6%	PASS
Half Moon Bay	San Mateo	Measure J 1/2 cent	3yrs	53.9%	46.1%	PASS
Capitola	Santa Cruz	Measure O 1/4cent		50.8%	49.2%	PASS
Yucca Valley	San Bernaridir	Measure U 1cent		48.2%	51.8%	FAIL
County of Plumas	Plumas	Measure D 1/4cent	4yrs	36.2%	63.8%	FAIL
Maricopa (224 voters)	Kern	Measure R 1cent	10yrs	32.6%	67.4%	FAIL

There were seven add-on sales tax measures earmarked for specific purposes. Five of these were county-wide measures. All seven received over 60% yes votes, but four fell short of the two-thirds approval needed including transportation measures in Alameda and Los Angeles and two measures related to roads and water quality in Lake County.

Transactions and Use Tax (Add-on Sales Tax) - Special Tax - Two-Thirds Approval

Agency Name	County	Rate	Purpose	Sunset	YES%	NO%	
County of Napa	Napa	Measure T 1/2cent	streets (was flood) extend 25yrs after 2018		74.4%	25.6%	PASS
County of Marin	Marin	Measure A 1/4cent	openspace		73.6%	26.4%	PASS
County fo Fresno	Fresno	Measure B 1/8cent	Library	extend 16yrs	71.8%	28.3%	PASS
County of Alameda	Alameda	Measure B1 1/2c+1/2c=1cent	transportation	extends&incr	65.5%	34.5%	FAIL
County of Los Angeles	Los Angeles	Measure J 1/2cent	transportation	extend 30yrs	64.7%	35.3%	FAIL
County of Lake	Lake	Measure E 1/2cent	water quality		62.2%	37.8%	FAIL
Clearlake	Lake	Measure G 1cent	streets/roads		61.1%	38.9%	FAIL

Transient Occupancy (Hotel) Taxes

There were eighteen measures to increase or expand Transient Occupancy (Hotel) Taxes. All but three passed. Plymouth voters also approved a companion advisory measure that expresses the preference that “the additional revenues be used primarily for the purpose of repairing and maintaining the city’s roadways.”

Transient Occupancy Tax Tax Measures: All General Majority Vote

Agency Name	County	Rate	YES%	NO%	
Santa Cruz	Santa Cruz	Measure Q +1%to11%	82.1%	17.9%	PASS
Vacaville	Solano	Measure L +2%TOT*	80.1%	19.9%	PASS
Carpinteria	Santa Barbara	Measure E +2%to12%	77.6%	22.4%	PASS
Menlo Park	San Mateo	Measure K +2%to12%	73.6%	26.4%	PASS
County of Santa Cruz	Santa Cruz	Measure N +1.5%to11%	72.1%	27.9%	PASS
Goleta	Santa Barbara	Measure H +2%to12%	71.5%	28.5%	PASS
Exeter	Tulare	Measure M +4%to8%	66.2%	33.8%	PASS
Garden Grove	Orange	Measure Y +1.5%to14.5%	66.1%	33.9%	PASS
County of Amador	Amador	Measure Q +4%to10%	60.5%	39.5%	PASS
Coronado	San Diego	Proposition F +2%to10%	60.5%	39.5%	PASS
Plymouth	Amador	Measure R +4%to10%	57.5%	42.5%	PASS
		Measure S Advisory	65.0%	35.0%	PASS
Solvang	Santa Barbara	Measure Z +2%to12%	57.2%	42.8%	PASS
Santee	San Diego	Proposition U +4%to10%	56.6%	43.4%	PASS
Buellton	Santa Barbara	Measure D +2%to12%	54.8%	45.2%	PASS
Willows	Glenn	Measure Q +2%to12%	52.9%	47.2%	PASS
Pomona	Los Angeles	Measure V +2%to12%	48.2%	51.8%	FAIL
County of Plumas	Plumas	Measure C +2%to11%	41.1%	58.9%	FAIL
Red Bluff	Tehama	Measure A 10% camping/RV	39.6%	60.4%	FAIL

*measure is an "excise tax" also includes BLT, etc.

Utility User Taxes

Voters in ten cities considered measures to increase or expand utility user taxes. Several of the proposals were to modernize existing taxes on telecommunications and among these, five proposed a reduction in the tax rate as a part of effectively expanding the tax base to wireless communications. Chico is one of very few cities to have rejected this approach at the polls.

Among the ten measures, only Citrus Heights earmarked the tax for specific purposes. But voters rejected the proposed increase.

Voters in Arcata approved a novel UUT, a 45% tax on excessive electricity use aimed at home grow houses.

Utility User Taxes

<u>Agency Name</u>	<u>County</u>	<u>Rate</u>	<u>%Needed</u>	<u>YES%</u>	<u>NO%</u>	
Berkeley	Alameda	Measure Q same7.5%	expand/reduce	50.0%	84.5%	15.5% PASS
San Luis Obispo	San Luis Obispo	Measure D to4.8%from5%	expand/reduce	50.0%	83.5%	16.5% PASS
Downey	Los Angeles	Measure D 5%to4.8%	expand/reduce	50.0%	79.4%	20.6% PASS
Pinole	Contra Costa	Measure M 8%	extend	50.0%	78.7%	21.3% PASS
Los Alamitos	Orange	Measure DD 6%to5%	expand/reduce	50.0%	69.5%	30.5% PASS
Arcata	Humboldt	Measure I 45% on excessive electric use	new	50.0%	69.0%	31.0% PASS
Bellflower	Los Angeles	Measure P 2%	increase	50.0%	61.3%	38.7% PASS
Needles*	San Bernardino	Measure T +2.5%-2.5% fee=no change	validate/extend	50.0%	51.4%	48.6% PASS
Chico	Butte	Measure J 5%to4.5%	expand/reduce	50.0%	46.9%	53.2% FAIL
Citrus Heights	Sacramento	Measure K +1.75%to4.25%	increase	66.7%	44.2%	55.8% FAIL

Business License Taxes

There were eight business license tax measures, including two proposals to tax sugared beverages, a new idea among local measures in California. A proposal to increase local taxes on “businesses engaged in the manufacture, piping, refining, storage and wholesale distribution of petroleum products” failed in Rialto. The sugared beverage taxes were resoundingly rejected. Companion measures in both cities that expressed the preferred use of the funds for particular programs did not help. Six other measures passed easily.

Business License Tax Measures: Majority Vote General

<u>Agency Name</u>	<u>County</u>	<u>Rate</u>	<u>YES%</u>	<u>NO%</u>	
Vacaville*	Solano	Measure L	80.1%	19.9%	PASS
Rancho Cordova	Sacramento	Measure L cardrooms	79.3%	20.7%	PASS
Needles	San Bernardino	Measure S tax on Marijuana	79.3%	20.7%	PASS
Artesia	Los Angeles	Measure M general incr	78.0%	22.0%	PASS
San Francisco	San Francisco	Proposition E gross repts	70.6%	29.4%	PASS
Rialto	San Bernardino	Measure V on petrol busn	47.1%	52.9%	FAIL

*measure is an "excise tax" also includes TOT, parcel tax

Sugared Beverage Taxes

<u>Agency Name</u>	<u>County</u>	<u>YES%</u>	<u>NO%</u>	
Richmond	Contra Costa	Measure N	33.1%	66.9% FAIL
El Monte	Los Angeles	Measure H	23.2%	76.8% FAIL

Property Transfer Tax

A proposal to increase the property transfer tax in Pomona failed. Pomona pursued the ill-advised approach of placing multiple tax measures on the ballot at once: a hotel tax, a parcel tax (2/3 vote), and this property transfer tax. All failed.

Property Transfer Taxes

<u>Agency Name</u>	<u>County</u>	<u>Measure Na</u>	<u>Rate</u>	<u>YES%</u>	<u>NO%</u>	
Pomona	Los Angeles	Measure W	from \$1.10 to \$2.20	24.6%	75.4%	FAIL

Parcel Taxes and Special Taxes (non-school)

There were 25 parcel taxes including 13 in special districts, ten in cities, and two in counties. Under a state constitutional provision included in Proposition 13 (1978), parcel taxes require two-thirds supermajority approval. Ten of 25 measures passed. Among these ten, six extended – but did not increase – existing parcel taxes.

An initiative measure to revise and reduce a fire parcel tax in Newcastle was rejected by voters in that community. The measure received 61% approval but required two-thirds approval.

City, County and Special District Parcel Taxes (2/3 vote)

<u>Agency Name</u>	<u>County</u>	<u>Amount</u>	<u>Purpose</u>	<u>YES%</u>	<u>NO%</u>	
Vacaville*	Solano	Measure L	\$58/parcel	general -extend	80.1%	19.9% PASS
Circle XX Community Services District	Calaveras	Measure D	+\$100to\$400	roads	78.3%	21.7% PASS
Santa Monica Mountains Rec Conserv Au	Los Angeles	Measure HH	\$24/parcel	open space	76.2%	23.8% PASS
Santa Clara Valley Water District	Santa Clara	Measure B	\$56/parcel	water -extend	72.7%	27.4% PASS
Ross	Marin	Measure D	\$950/parcel	general -extend/rec	72.3%	27.7% PASS
Groveland Community Services District	Tuolumne	Measure G	\$70/parcel	EMS -extend	69.4%	30.6% PASS
Piedmont	Alameda	Measure Y	varies	general -extend	68.7%	31.3% PASS
Santa Monica Mountains Rec Conserv Au	Los Angeles	Measure MM	\$19/Parcel	open space	68.1%	32.0% PASS
Cayucos Fire Protection District	San Luis Obispo	Measure C	\$25/parcel	Fire/EMS -extend	67.9%	32.1% PASS
Wildomar	Riverside	Measure Z	\$28/parcel	parks/rec	66.8%	33.2% PASS
Mesa Parks Firehouse Community Park A	Marin	Measure E	\$49/parcel	parks/rec	65.4%	34.6% FAIL
County of Alameda	Alameda	Measure A1	\$12/parcel	zoo	62.7%	37.3% FAIL
Rancho Adobe Fire Protection District	Sonoma	Measure Z	+\$60/parcel	Fire/EMS	62.6%	37.4% FAIL
Petaluma	Sonoma	Measure X	\$52/parcel	parks/rec	61.1%	38.9% FAIL
Pomona	Los Angeles	Measure X	\$37/parcel	Library	60.2%	39.8% FAIL
Berkeley	Alameda	Measure O	\$0.00779/sqft	pools	59.7%	40.4% FAIL
Guadalupe	Santa Barbara	Measure I	\$20/parcel	libraries	56.5%	43.5% FAIL
McCloud Community Services District	Siskiyou	Measure Q	\$12/parcel	Library	52.7%	47.3% FAIL
Contra Costa County Fire Protection Dist	Contra Costa	Measure Q	\$75/sfu	Fire/EMS	52.5%	47.6% FAIL
Black Mountain Fire and Emergency Res	Siskiyou	Measure P	\$30/parcel	Fire/EMS	50.0%	50.0% FAIL
Spalding Community Services District	Lassen	Measure V	\$70/parcel	Fire/EMS	46.4%	53.6% FAIL
County of El Dorado	El Dorado	Measure L	\$17.58/parcel	Library -extend	44.3%	55.7% FAIL
Laguna Beach	Orange	Measure CC	\$120/parcel	open space	44.1%	55.9% FAIL
Lassen Community Library District	Lassen	Measure W	\$28/parcel	Library	42.7%	57.3% FAIL
Indian Wells	Riverside	Measure R	\$171/parcel	lighting/landscapi	26.8%	73.2% FAIL

Abandoned Vehicle Abatement Taxes

Four counties had measures to extend \$1 per motor vehicle charges to fund abandoned vehicle abatement programs. These charges were once imposed by the County Boards of Supervisors as fees without a vote of the people. The passage of Proposition 26 in 2010 requires voter approval as taxes of any extension of these charges. All four measures passed.

Abandoned Vehicle Abatement Tax						
(Fees prior to Prop26 of 2010) - 2/3 voter approval required						
County of Mendocino	Measure G	\$1/veh	78.8%	21.2%	PASS	extend
County of Butte	Measure H	\$1/veh	73.4%	26.6%	PASS	extend
County of Calaveras	Measure B	\$1/veh	70.9%	29.1%	PASS	extend
County of Amador	Measure U	\$1/veh	68.8%	31.2%	PASS	extend

General Obligation Bonds

There were seven local general obligation bond measures in three cities and three special districts. The three passing measures are all in the San Francisco Bay Area. Voters in Berkeley approved a bond for critical drainage and water quality improvements but turned failed to garner the two-thirds approval needed for a parks improvement bond. A hospital bond in Fremont and a parks and environmental clean-up bond in San Francisco also passed.

City, County and Special District Bond Measures (2/3 vote)

<u>Agency Name</u>	<u>County</u>	<u>Amount</u>	<u>YES%</u>	<u>NO%</u>		
Berkeley	Alameda	Measure M \$30 million	drainage/waterqua	73.3%	26.7%	PASS
Washington Township Health Care Distri	Alameda	Measure Z \$186 million	hospital	73.0%	27.0%	PASS
San Francisco	San Francisco	Proposition B \$195million	park/rec/env-clean	72.0%	28.0%	PASS
Berkeley	Alameda	Measure N \$19.4million	park/rec	62.1%	37.9%	FAIL
El Medio Fire Protection District	Butte	Measure M \$1million	fire	56.5%	43.5%	FAIL
Rio Dell	Humboldt	Measure J \$2million	streets	54.9%	45.1%	FAIL
Truckee Donner Recreation and Park Dist	Nevada/Placer	Measure J \$8.52million	parks/rec	54.1%	45.9%	FAIL

School Parcel Taxes

School parcel taxes fared better than non-school parcel taxes. The ballot included 25 local school parcel taxes. Sixteen passed. San Leandro USD's tax passed by 24 votes after training in the election night tally. Historically, around four out of five school parcel tax measures are approved.

School Parcel Taxes (2/3 voter approval)

<u>Agency Name</u>	<u>County</u>		<u>Rate</u>	<u>YES%</u>	<u>NO%</u>	
Berryessa Union School District	Santa Clara	Measure K	\$79/parcel	77.3%	22.7%	PASS
Arcata Elementary School District	Humboldt	Measure E	\$49/parcel	77.3%	22.7%	PASS
West Contra Costa Unified School District	Contra Costa	Measure G	7.2c/sf	74.7%	25.4%	PASS
Little Lake City USD	Los Angeles	Measure TT	\$48/parcel	74.1%	25.9%	PASS
San Francisco Community College	San Francisco	Proposition A	\$79/parcel	72.5%	27.5%	PASS
West Sonoma County Union High School District	Sonoma	Measure K	\$48/parcel	72.3%	27.7%	PASS
Shoreline Unified School District	Marin/Sonoma	Measure C	\$185/parcel	71.5%	28.5%	PASS
Sebastopol Union School District	Sonoma	Measure O	\$76/parcel	71.4%	28.6%	PASS
Mill Valley School District	Marin	Measure B	\$196/parcel	70.4%	29.6%	PASS
Santa Barbara Elementary SD	Santa Barbara	Measure B	\$48/parcel	69.6%	30.4%	PASS
Centinela Valley Union High School District	Los Angeles	Measure CL	2c/sf	69.5%	30.5%	PASS
Davis Joint Unified School District	Yolo/Solano	Measure E	\$204/parcel	68.9%	31.1%	PASS
Santa Barbara Unified SD	Santa Barbara	Measure A	\$45/parcel	68.6%	31.4%	PASS
Martinez Unified School District	Contra Costa	Measure C	\$55/parcel	67.7%	32.3%	PASS
Ventura Unified School District	Ventura	Measure Q	\$59/parcel	67.1%	32.9%	PASS
San Leandro Unified School District	Alameda	Measure L	\$39/parcel	66.8%	33.3%	PASS
Pacific Grove Unified School District	Monterey	Measure A	\$65/parcel	66.4%	33.6%	FAIL
Fort Ross School District	Sonoma	Measure L	\$48/parcel	65.4%	34.6%	FAIL
Contra Costa Community College	Contra Costa	Measure A	\$11/parcel	64.8%	35.2%	FAIL
Three Rivers School District	Tulare	Measure I	\$60/parcel	61.6%	38.4%	FAIL
Chabot-Las Positas Community College	Alameda/Contra	Measure I	\$28/parcel	62.5%	37.5%	FAIL
San Bruno Park SD	San Mateo	Measure G	\$199/parcel	58.5%	41.5%	FAIL
Westside Union SD	Los Angeles	Measure WP	\$96/parcel	53.6%	46.4%	FAIL
Mohave Unified School District	Kern	Measure N	\$42/parcel	50.4%	49.6%	FAIL
Pleasant Ridge Union School District	Nevada	Measure K	\$92/parcel	36.7%	63.3%	FAIL

Fiscal Referenda

Local voters in effect rejected three citizen advanced measures to overturn or alter existing taxes. The approval of Measure AA in Huntington Beach validates the city's taxes extended to the annexed area of Sunset Beach.

Referenda concerning municipal fees or taxes

<u>Agency Name</u>	<u>Rate</u>	<u>YES%</u>	<u>NO%</u>	
Newcastle Fire Protection District	Measure K retain existing tax structure	61.5%	38.5%	FAIL
Huntington Beach	Measure Z retain PropProp13 Property Tax rate for employee retirement	49.6%	50.4%	FAIL
Huntington Beach	Measure AA retain taxes on annexed Sunset Beach area	84.0%	16.0%	PASS

School Bonds

There were 106 school bond measures on the ballot for a total of over \$14.429 billion in bonds. All but one required 55% approval. Final tabulations show 91 of the measures passed for bonds totaling \$13.279 billion, among these a \$2.8 billion bond in San Diego.

School Bond Measures

Agency Name	County		Amount	YES%	NO%	
Inglewood USD	Los Angeles	Measure GG	\$90million	85.9%	14.1%	PASS
Oakland Unified School District	Alameda	Measure J	\$475million	84.9%	15.1%	PASS
Earlimart School District	Tulare	Measure H	\$3.6million	81.3%	18.7%	PASS
Alum Rock Union School District	Santa Clara	Measure J	\$125million	78.8%	21.2%	PASS
Pacific Elementary School District	Santa Cruz	Measure M	\$0.83million	78.0%	22.0%	PASS
Ocean View School District	Ventura	Measure P	\$4.2million	77.4%	22.6%	PASS
Jefferson Elementary SD	San Mateo	Measure I	\$67.5million	76.2%	23.8%	PASS
Little Lake City USD	Los Angeles	Measure EE	\$18million	75.8%	24.2%	PASS
Hueneme Elementary School District	Ventura	Measure T	\$19.6million	75.7%	24.3%	PASS
McFarland Unified School District	Kern	Measure M	\$25million	75.2%	24.8%	PASS
Arcata Elementary School District	Humboldt	Measure F	\$7million	74.8%	25.2%	PASS
South Bay Union School District	San Diego	Proposition Y	\$26million	74.3%	25.7%	PASS
Soledad Unified School District	Monterey	Measure C	\$40million	73.7%	26.3%	PASS
Mt. Pleasant School District	Santa Clara	Measure L	\$25million	73.6%	26.4%	PASS
Jefferson Union High SD	San Mateo	Measure E	\$41.9million	73.5%	26.5%	PASS
Mendota Unified School District	Fresno	Measure M	\$19million	73.3%	26.7%	PASS
Palmdale SD	Los Angeles	Measure DD	\$220million	72.8%	27.2%	PASS
Washington Unified School District	Fresno	Measure W	\$22million	72.5%	27.5%	PASS
Covine-Valley USD	Los Angeles	Measure CC	\$129million	72.4%	27.6%	PASS
Stockton Unified School District	San Joaquin	Measure E	\$156million	72.1%	28.0%	PASS
Whittier Elementary SD	Los Angeles	Measure Z	\$55million	71.9%	28.1%	PASS
Bellflower USD	Los Angeles	Measure BB	\$79million	71.6%	28.4%	PASS
Delhi Unified School District	Merced	Measure E	\$8million	70.8%	29.2%	PASS
East Side Union High School District	Santa Clara	Measure I	\$120million	70.5%	29.5%	PASS
San Jose Unified School District	Santa Clara	Measure H	\$290million	70.3%	29.8%	PASS
Cerritos CCD	Los Angeles	Measure G	\$350million	69.9%	30.1%	PASS
San Bernardino City Unified	San Bernardino	Measure N	\$250million	69.6%	30.4%	PASS
Folsom Cordova Unified School District	Sacramento	Measure P	\$68million	69.4%	30.6%	PASS
Rancho Santiago Community College Dist	Orange	Measure Q	\$198million	69.3%	30.7%	PASS
Standard School District	Kern	Measure Q	\$11.2million	69.2%	30.8%	PASS
Lancaster USD	Los Angeles	Measure L	\$63million	68.8%	31.2%	PASS
Sacramento City Unified School District	Sacramento	Measure Q	\$346million	68.8%	31.3%	PASS
Roseland School District	Sonoma	Measure N	\$7million	68.2%	31.8%	PASS
Sanger Unified School District	Fresno	Measure S	\$50million	68.1%	31.9%	PASS
Hemet Unified School District	Riverside	Measure U	\$49million	68.0%	32.0%	PASS
Santa Monica-Malibu USD	Los Angeles	Measure ES	\$385million	67.7%	32.3%	PASS
El Camino CCD	Los Angeles	Measure E	\$350million	67.6%	32.4%	PASS
Rowland USD	Los Angeles/Or	Measure R	\$158.8million	67.6%	32.4%	PASS
Somis Union School District	Ventura	Measure S	\$9million	67.4%	32.6%	PASS
Chula Vista Elementary School District	San Diego	Proposition E	\$90million	66.9%	33.1%	PASS

School Bond Measures (continued)						
Agency Name	County		Amount	YES%	NO%	
Pajaro Valley Unified School Dis	Santa Cruz / Mo	Measure L	\$150million	66.7%	33.3%	PASS
San Carlos SD	San Mateo	Measure H	\$72million	66.7%	33.3%	PASS
Sacramento City Unified School	Sacramento	Measure R	\$68million	66.6%	33.4%	PASS
Burlingame Elementary SD	San Mateo	Measure D	\$56million	66.4%	33.6%	PASS
Visalia Unified School District	Tulare	Measure E	\$60.1million	66.1%	33.9%	PASS
Oxnard School District	Ventura	Measure R	\$90million	65.6%	34.4%	PASS
Brawley Elementary SD	Imperial	Measure S	\$7.5million	65.3%	34.7%	PASS
Gravenstein Union School Distr	Sonoma	Measure M	\$6million	65.1%	34.9%	PASS
Coachella Valley Unified School	Riverside/Imper	Measure X	\$41million	64.6%	35.4%	PASS
Castaic USD	Los Angeles	Measure QS	\$51million	64.5%	35.5%	PASS
Caruthers Unified School Distric	Fresno	Measure C	\$12million	64.3%	35.7%	PASS
Morgan Hill Unified School Dist	Santa Clara	Measure G	\$198.25million	64.0%	36.0%	PASS
Panama-Buena Vista Union Sch	Kern	Measure P	\$147million	63.7%	36.3%	PASS
West Contra Costa Unified Sch	Contra Costa	Measure E	\$360million	63.5%	36.5%	PASS
Redondo Beach USD	Los Angeles	Measure Q	\$63million	63.4%	36.7%	PASS
Chico Unified School District	Butte	Measure E	\$78million	63.3%	36.7%	PASS
Temple City USD	Los Angeles	Measure S	\$128.8million	63.1%	36.9%	PASS
Temecula Valley Unified School	Riverside	Measure Y	\$165million	63.0%	37.0%	PASS
Escalon Unified School District	San Joaquin	Measure B	\$19.5million	63.0%	37.0%	PASS
Nuvview Union School District	Riverside	Measure V	\$4million	63.0%	37.0%	PASS
Chaffey Joint Union High Schoc	San Bernardino	Measure P	\$848million	62.9%	37.1%	PASS
Solano Community College Dist	Yolo/Solano	Measure Q	\$348million	62.3%	37.7%	PASS
Wilmar Union School District	Sonoma	Measure P	\$4million	62.3%	37.7%	PASS
Alvord Unified School District	Riverside	Measure W	\$79million	61.8%	38.2%	PASS
Antioch Unified School District	Contra Costa	Measure B	\$56.5million	61.6%	38.5%	PASS
Westside Union SD	Los Angeles	Measure WR	\$18.5million	61.4%	38.6%	PASS
Kings Canyon Joint Unified Sch	Fresno/Tulare	Measure K	\$40million	60.8%	39.2%	PASS
Wheatland Union High School I	Yuba	Measure U	\$9million	60.8%	39.2%	PASS
San Diego Unified School Distri	San Diego	Proposition Z	\$2800million	60.3%	39.8%	PASS
La Habra City School District	Orange	Measure O	\$31million	60.2%	39.8%	PASS
Fortuna High School District	Humboldt	Measure D	\$10million	60.0%	40.0%	PASS
Perris Union High School Distric	Riverside	Measure T	\$153.42million	59.5%	40.5%	PASS
Spreckels Union School District	Monterey	Measure B	\$7million	59.0%	41.0%	PASS
Tustin Unified School District	Orange	Measure S	\$135million	58.8%	41.2%	PASS
San Juan Unified School District	Sacramento	Measure N	\$350million	58.3%	41.7%	PASS
St. Helena Unified School Distric	Napa	Measure C	\$30million	57.6%	42.4%	PASS
Templeton Unified School Distri	San Luis Obispo	Measure H	\$35million	57.3%	42.7%	PASS
Lindsay Unified School District	Tulare	Measure L	\$16million	57.1%	42.9%	PASS
West Hills Community College I	Fresno/Kings	Measure L	\$12.655million	56.8%	43.2%	PASS
Ripon Unified School District	San Joaquin	Measure G	\$25.2million	56.6%	43.4%	PASS
Grossmont-Cuyamaca Communi	San Diego	Proposition V	\$398million	56.5%	43.5%	PASS
Cajon Valley Union School Dist	San Diego	Proposition C	\$88.4million	56.4%	43.6%	PASS
Weaver Union School District	Merced	Measure G	\$9million	56.1%	43.9%	PASS
Coast Community College Distri	Orange	Measure M	\$698million	56.0%	44.1%	PASS

School Bond Measures (continued)

Agency Name	County		Amount	YES%	NO%	
Anderson Union High School District	Shasta	Measure C	\$12.3million	55.9%	44.1%	PASS
Lynwood USD	Los Angeles	Measure K	\$93million	55.7%	44.3%	PASS
San Dieguito Union High School District	San Diego	Proposition A ^A	\$449million	55.5%	44.5%	PASS
Sonora Union High School District	Tuolumne	Measure J	\$23million	55.3%	44.8%	PASS
Dehesa School District	San Diego	Proposition D	\$3million	55.2%	44.8%	PASS
San Ramon Valley Unified School District	Contra Costa	Measure D	\$260million	55.2%	44.8%	PASS
Summerville Union High School District	Tuolumne	Measure H	\$8million	55.1%	45.0%	PASS
MiraCosta Community College District	San Diego	Proposition EE	\$497million	54.8%	45.2%	FAIL
Del Mar Union School District	San Diego	Proposition CC	\$76.8million	54.3%	45.7%	FAIL
Ocean View School District	Orange	Measure P	\$198million	53.9%	46.1%	FAIL
Willows Unified School District	Glenn	Measure P	\$14.7million	53.8%	46.2%	FAIL
Yucaipa-Calimesa Joint Unified School District	Riverside/San Bernardino	Measure O	\$98million	50.6%	49.4%	FAIL
Fountain Valley School District	Orange	Measure N	\$23.5million	49.8%	50.2%	FAIL
Ramona Unified School District	San Diego	Proposition R	\$66million	49.5%	50.5%	FAIL
Porterville Unified School District	Tulare	Measure J	\$90million	48.6%	51.4%	FAIL
Butteville Union School District	Siskiyou	Measure R	\$3.5million	46.3%	53.7%	FAIL
Santa Ynez Valley High SD	Santa Barbara	Measure L	\$19.84million	46.2%	53.8%	FAIL
Knightsen Elementary School District	Contra Costa	Measure H	\$3million	45.1%	54.9%	FAIL
College SD	Santa Barbara	Measure K	\$12million	44.1%	55.9%	FAIL
Mountain Empire Unified School District	San Diego	Proposition G	\$30.8million	43.9%	56.1%	FAIL
Elk Hills School District (114 voters)	Kern	Measure O	\$6.2million	43.0%	57.0%	FAIL
Gridley Unified School District	Butte	Measure G	\$11million	36.7%	63.3%	FAIL

Other Measures of Interest re: Local Government Finance and Governance

Appointed City Clerk, Treasurer, Administrator

There were ten proposals to make clerk or treasurer/auditor offices to professional appointments of the agency elected governing board.

Appointed City Clerk / City Treasurer / etc.			YES%	NO%	
Agency Name					
County of Yolo	Measure H	Appt/Consolid Auditor/Control	65.8%	34.2%	PASS
Chico	Measure L	appt clerk	64.4%	35.6%	PASS
Sutter Creek	Measure T	appt clerk	61.4%	38.6%	PASS
Exeter	Measure N	appt clerk	52.5%	47.5%	PASS
Exeter	Measure O	appt treasurer	49.5%	50.5%	FAIL
Lincoln	Measure H	appt treasurer	48.4%	51.6%	FAIL
Concord	Measure J	appt treasurer	47.1%	52.9%	FAIL
County of San Mateo	Measure C	appt controller	40.5%	59.5%	FAIL
Taft	Measure S	appt clerk	30.3%	69.7%	FAIL
County of Los Angeles	Measure A	Appt Assessor - Advisory	22.3%	77.8%	FAIL

Charter Cities

Voters in three cities considered becoming charter cities.

Charter City		YES%	NO%	
City				
Escondido	Proposition P	47.1%	52.9%	FAIL
Costa Mesa	Measure V	40.7%	59.3%	FAIL
Grover Beach	Measure I	50.2%	49.8%	PASS

Local Ballot Box Reaction to Citizens United

Five local measures were approved declaring that corporations are not persons. The Richmond measure reads: "Should Richmond's congressional representatives be instructed to propose, and Richmond's state legislators instructed to ratify, an amendment to the United States Constitution to provide that corporations are not entitled to the Constitutional rights of real people, and that there should be limits on all spending in political campaigns, including ballot measures and "independent" expenditures?"

Corporations are Not Persons				
Agency Name		YES%	NO%	
Chico	Measure K	58.1%	41.9%	PASS
Arcata	Measure H	81.6%	18.4%	PASS
Richmond	Measure P	72.4%	27.6%	PASS
San Francisco	Proposition G	80.7%	19.3%	PASS
County of Mendocino	Measure F	73.3%	26.7%	PASS

Observations

At the local government level, voters can usually connect the direct consequences of the passage or failure of a tax measure to specific public services or facilities – rather than just dollar values. This confidence and understanding in what the money will do is essential to passing a measure. By contrast, a source of the failure of many statewide tax measures has been voter uncertainty about what the funds will truly be used for, that the government has done reasonably the best it can with the revenues it already receives, and what the consequences are of passage or failure in terms of specific important public services and facilities.

The success of most city majority vote general purpose tax proposals in this election demonstrates this. Most of the successful city or county measures were majority vote general purpose taxes in cities where a majority of the voters were apparently confident that the money is necessary and trusted their local elected leaders to use it well. They had seen enough of the city's efforts to balance their budgets with existing resources and believed those efforts were sincere and that the additional tax revenue is necessary and worth paying.

On the other hand, very few non-school super-majority taxes are passing these days except for extensions of existing taxes.

But supermajority vote parcel taxes for schools continue to pass – about two out of three succeed – consistent with what we have seen historically. As for school bonds, 91 of 106 bond measures passed, slightly exceeding historic passage rates.

For more information: Michael Coleman 530-758-3952. coleman@muni1.com

Source: County elections offices.

mc