

Local Revenue Measure Results November 2013

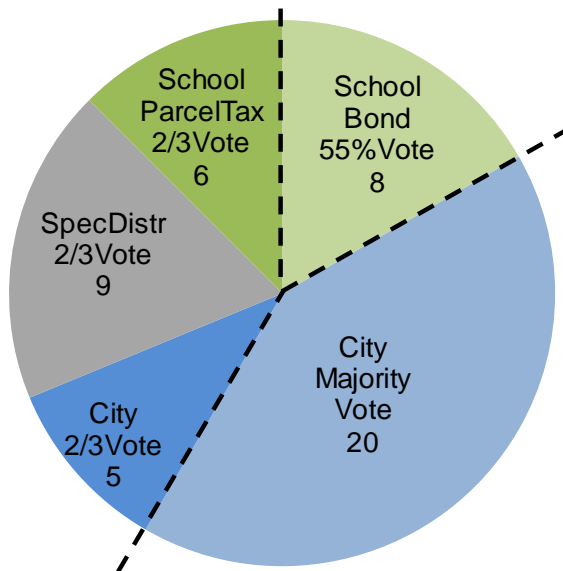
Voters in the November 5, 2013 California consolidated election decided 75 local measures. Among these were 48 measures seeking approval for taxes or bonds. Ballots are still being counted and final results will not be known until later this month, but here are the preliminary outcomes.

K-12 schools districts and community colleges requested a total of \$374.6 million in eight separate bond measure authorizations for bonds to construct facilities, acquire equipment and make repairs and upgrades. There were 6 measures to increase or extend school parcel taxes.

Among the 34 non-school local revenue measures were four measures asking for a total of \$416.5 million in bonds including the largest this election, a \$394 million hospital proposal in Marin. There were 10 special taxes and parcel taxes requiring two-thirds voter approval, including four fire district measures.

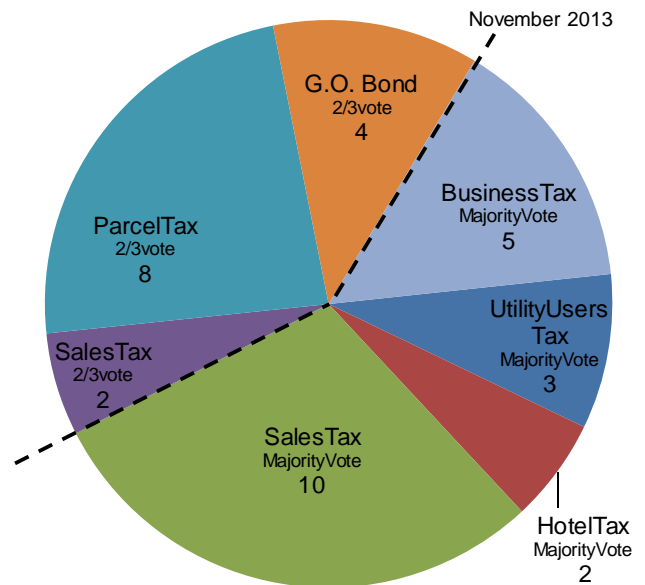
Twelve proposals sought to extend or increase local sales taxes, including the ¾ cent general tax proposal in Stockton that was accompanied by an advisory measure for use in law enforcement and bankruptcy recovery. These were majority vote measures except two (Huron, Clearlake) that attempted to garner two-thirds approval for 1 cent earmarked special taxes.

Proposed Local Revenue Measures
November 2013



© 2013 Michael Coleman

Types of Non-School Local Tax Measures



© 2013 Michael Coleman

This is an “off-year” election. There were no state or national primary or general elections. Only 16 of California’s 58 counties had any measures at all.

Overall Passage Rates

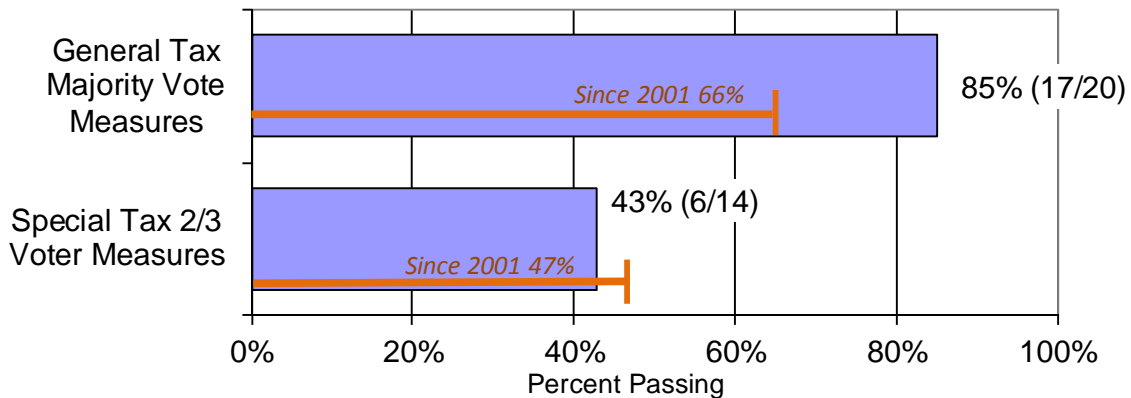
Consistent with results in prior elections, majority vote tax measures fared much better than supermajority measures. Four out of five city tax measures passed but fewer than half of the non-school two-thirds vote bonds and special taxes passed. However, all five school parcel tax measures passed and just two of the eight 55% school bond measures failed.

Local Revenue Measures November 2013

	Total	Pass	Passing'
City General Tax (Majority Vote)	20	17	85%
City Special Tax or G.O. bond (2/3 Vote)	5	2	40%
Special District (2/3)	9	4	44%
School Parcel Tax 2/3	6	5	83%
School Bond 55%	8	6	75%
Total	48	34	71%

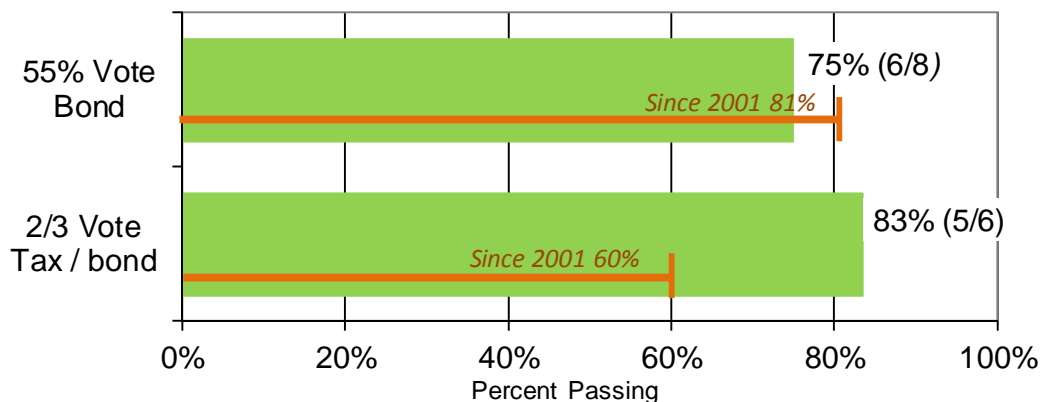
The passage ratio of non-school measures is slightly better than the passage rates of prior elections for majority vote general taxes and statistically identical for supermajority measures.

City / County / Special District Tax & Bond Measures November 2013

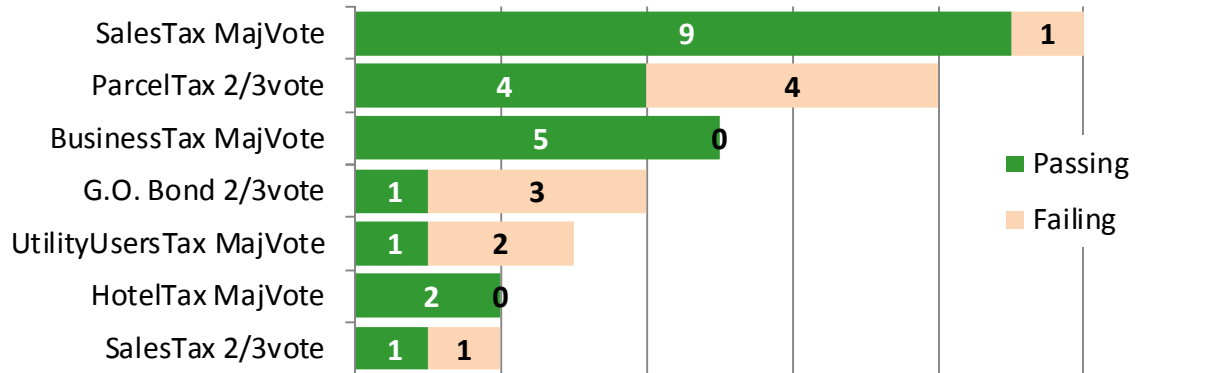


The school bond passage rate was statistically identical to prior passage rates. The 100% success of the five school parcel taxes clearly beats historical outcomes.

School Tax & Bond Measures November 2013



Among the non-school measures, nine of ten majority vote sales tax measures passed. Modesto's one cent tax failed with 49.1% yes. Half of the eight parcel taxes passed. All five business license tax measures passed. Among the general obligation bond measures, all in special districts, only the \$394 million Marin Healthcare District measure passed.



Local Add-On Sales Taxes (Transaction and Use Taxes)

Majority vote general purpose add-on sales tax measures fared well. Only Modesto's Measure X failed.

Transactions and Use Tax (Add-on Sales Tax) - General Tax - Majority Approval

Agency Name	County	Rate	YES%	NO%	Result	Notes
City of Scotts Valley	Santa Cruz	Measure U 1/2cent	74.9%	25.1%	PASS	new
City of Larkspur	Marin	Measure C 1/2cent	74.6%	25.4%	PASS	new
City of El Monte	Los Angeles	Measure GG 1/2cent	71.1%	28.9%	PASS	extend
City of San Anselmo	Marin	Measure D 1/2cent	68.7%	31.3%	PASS	new
City of Rohnert Park	Sonoma	Measure A 1/2cent	68.2%	31.8%	PASS	extend
City of Antioch	Contra Costa	Measure C 1/2cent	68.0%	32.0%	PASS	new
City of Corte Madera	Marin	Measure B 1/2cent	67.1%	33.0%	PASS	new
City of San Rafael	Marin	Measure E 3/4cent	65.0%	35.0%	PASS	was 1/2
City of Stockton	San Joaquin	Measure A 3/4cent	52.5%	47.5%	PASS	new
City of Modesto	Stanislaus	Measure X 1 cent	49.1%	50.9%	FAIL	new

There were two two-thirds vote special add-on sales tax measures. The Clearlake measure garnered 61.2% "yes" but failed.

Transactions and Use Tax (Add-on Sales Tax) - Special Tax - Two-Thirds Approval

Agency Name	County	Rate	Sunset	YES%	NO%	Result	Notes
City of Huron	Fresno	Measure P 1 cent		68.9%	31.2%	PASS	new
City of Clearlake	Lake	Measure H 1 cent		61.2%	38.8%	FAIL	new

Transient Occupancy (Hotel) Taxes

Both measures to increase transient occupancy taxes passed, Selma’s by just four votes.

Transient Occupancy Tax Tax Measures: All General Majority Vote

<u>Agency Name</u>	<u>County</u>	<u>Rate</u>	<u>YES%</u>	<u>NO%</u>		
City of Sunnyvale	Santa Clara	Measure B 9.5%to10.5%	67.6%	32.4%	PASS	increase
City of Selma	Fresno	Measure K 6%to12%	50.2%	49.8%	PASS	increase

Utility User Taxes

Portola Valley and Pacifica, both in San Mateo County, considered measures to modernize and expand their UUTs. Portola Valley succeeded. Grand Terraces new 5% UUT failed to get the majority voter approval needed.

Utility User Taxes - General Tax - Majority Approval

<u>Agency Name</u>	<u>County</u>	<u>Rate</u>	<u>YES%</u>	<u>NO%</u>		
City of Portola Valley	San Mateo	Measure Q 5.5%to4.5%	86.5%	13.5%	PASS	reduction
City of Grand Terrace	San Bernardino	Measure C 5%	40.0%	60.0%	FAIL	new
City of Pacifica	San Mateo	Measure V same6.5%	34.1%	65.9%	FAIL	expand

Business License Taxes

All five measures to increase or expand Business License Taxes passed.

Business License Tax Measures: Majority Vote General

<u>Agency Name</u>	<u>County</u>		<u>YES%</u>	<u>NO%</u>	
City of Brisbane	San Mateo	Measure T on liquid storage	76.7%	23.3%	PASS
City of Marina	Monterey	Measure I cardrooms	74.3%	25.7%	PASS
City of Foster City	San Mateo	Measure U general update	73.1%	26.9%	PASS
City of Santa Fe Springs	Los Angeles	Measure S OilBarrelTax	72.7%	27.3%	PASS
City of Palm Springs	Riverside	Measure B Marijuana	66.9%	33.1%	PASS

General Obligation Bonds

Among the four general obligation measures, all by special districts, only the \$394 million Marin Healthcare District measure succeeded.

City, County and Special District Bond Measures - Two-Thirds Approval

<u>Agency Name</u>	<u>County</u>		<u>Amount</u>	<u>YES%</u>	<u>NO%</u>	
Marin Healthcare District	Marin	Measure F	\$394million	68.0%	32.0%	PASS
Soledad Community Health Care District	Monterey	Measure J	\$11.5million	65.8%	34.2%	FAIL
Cottonwood Fire Protection District	Shasta	Measure A	\$4million	59.3%	40.7%	FAIL
Strawberry Recreation District	Marin	Measure J	\$7million	47.0%	53.0%	FAIL

Parcel Taxes and Special Taxes (non-school)

Four of the eight non-school parcel tax measures passed. Including two fire measures, a park district measure, and the City of Atherton’s general purpose measure. Among the failing measures were three fire measures and Waterford’s multi-purpose measure.

City, County and Special District Parcel Taxes - Two-Thirds Approval

<u>Agency Name</u>	<u>County</u>		<u>Amount</u>	<u>Purpose</u>		<u>YES%</u>	<u>NO%</u>		
Fieldbrook Glendale Fire Zone	Humboldt	Measure K	to\$75/parcel	fire/ems	10yrs	85.2%	14.8%	PASS	increase
Kentfield Fire District	Marin	Measure G	to\$.10/sf	fire/ems		75.5%	24.5%	PASS	increase
City of Atherton	San Mateo	Measure X	same	general	4yrs	74.1%	25.9%	PASS	extend
Mesa Park District	Marin	Measure I	\$49/parcel	park	4yrs	71.0%	29.0%	PASS	new
Little Lake Fire Protection Dist	Mendocino	Measure I	\$14/du	fire station		61.2%	38.8%	FAIL	new
Happy Camp Fire Protection D	Siskiyou	Measure B	\$55/parcel	fire/ems	10yrs	59.3%	40.7%	FAIL	new
City of Canyon Lake	Riverside	Measure D	\$204/parcel+7%	fire/ems	5yrs	49.2%	50.9%	FAIL	new
City of Waterford	Stanislaus	Measure W	\$52to\$60/ru	Mello-RoosCFD		30.5%	69.5%	FAIL	increase

School Bonds

Voters approved a total of \$216.8 million in new school bonds in six school districts.

School Bond Measures

<u>Agency Name</u>	<u>County</u>		<u>Amount</u>	<u>YES%</u>	<u>NO%</u>	
Menlo Park City School District	San Mateo	Measure W	\$23million	75.1%	25.0%	PASS
Las Lomas Elementary School District	San Mateo	Measure S	\$60million	73.9%	26.1%	PASS
Sunnyvale School District	Santa Clara	Measure G	\$96million	67.4%	32.6%	PASS
Laguntas Elementary School District	Marin	Measure A	\$5million	67.1%	32.9%	PASS
North Monterey County Unified School	Monterey	Measure H	\$23.8million	61.8%	38.2%	PASS
Calipatria Unified School District	Imperial	Measure T	\$9million	60.7%	39.3%	PASS
Pacific Grove Unified School District	Monterey	Measure G	\$27.8million	51.5%	48.5%	FAIL
San Mateo-Foster City School District	San Mateo	Measure P	\$130million	46.6%	53.4%	FAIL

School Parcel Taxes

Among the six school parcel taxes, five passed, including two extensions of existing taxes. Only the Semitropic School District measure failed, with 34 registered voters, 24 of whom voted. A total of nine “no” votes defeated that measure.

School Parcel Taxes - Two-Thirds Approval

<u>Agency Name</u>	<u>County</u>		<u>Rate</u>	<u>YES%</u>	<u>NO%</u>		
Campbell Union High School District	Santa Clara	Measure E	\$85/yr	76.7%	23.4%	PASS	extend
Loma Prieta Joint Union School District	Santa Clara /	Measure H	\$164/yr	75.9%	24.1%	PASS	new
Belmont-Redwood Shores School Distri	San Mateo	Measure R	\$174/yr	71.4%	28.6%	PASS	extend
Moraga School District	Contra Costa	Measure B	\$192/yr	68.0%	32.0%	PASS	new
Mojave Unified School District	Kern	Measure C	\$42/yr	67.1%	32.9%	PASS	new
Semitropic School District* (24 voters!)	Kern	Measure D		62.5%	37.5%	FAIL	new

*This measure was not included in the preliminary vote results report.

For more information: Michael Coleman 530-758-3952. coleman@muni1.com

Source: County elections offices.

