

Local Revenue Measure Results November 2018

There were 548 measures on the local ballots this week in California, including 386 local tax and bond measures.

Just over half of these measures (200) were proposed by or for cities. There were also 28 county, 32 special district and 126 school tax or bond measures. In prior elections, typically about one-third of measures were majority vote general taxes, one-third are special taxes, and one third are 55% school bonds. But in this election there was a notably higher proportion of majority vote general tax measures and 9 out of 10 are passing. This is largely explained by the record 79 measures to increase taxes on cannabis, many via initiative petition and some paired with rules on types and locations of businesses.

There were 69 sales tax measures, more than the 55 in 2014 midterm election but fewer than the 89 in 2016. Among the 69 were 11 two-thirds vote special taxes.

There were 40 measures seeking to increase taxes on hotel guests (including nine earmarked special taxes), substantially more than the 14 in 2014 and 22 in 2016.

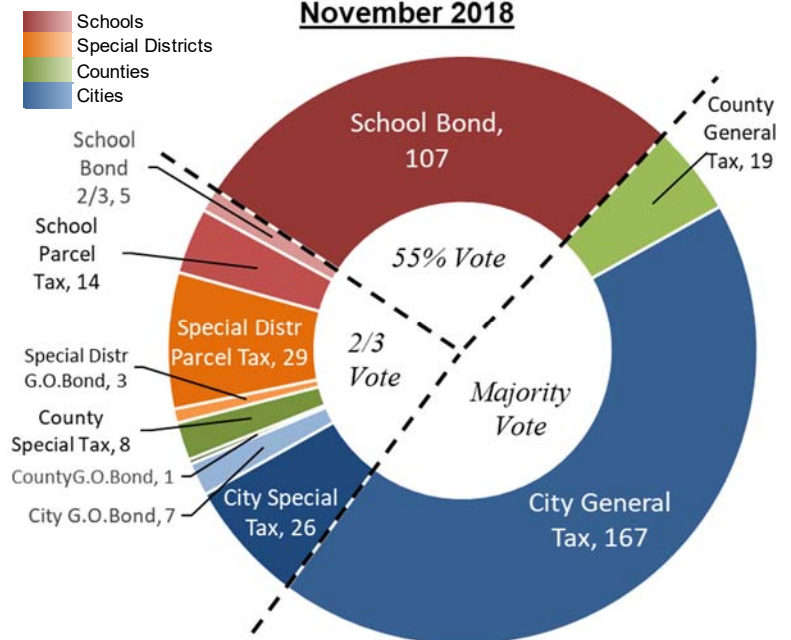
There were 11 city, county and special district general obligation bond measures seeking a total of \$2.4 billion in facility improvements for affordable housing, earthquake upgrades to public facilities, a hospital, and for parks/recreation centers.

There were 41 city, county and special district parcel taxes, including 24 for fire /emergency medical response.

Among the school measures were 112 bond measures seeking a total of \$15.7 billion in school facility improvement funding. There were 113 proposed in 2014 (\$11.8 billion) and a record 184 in 2016 (\$25.3 billion).

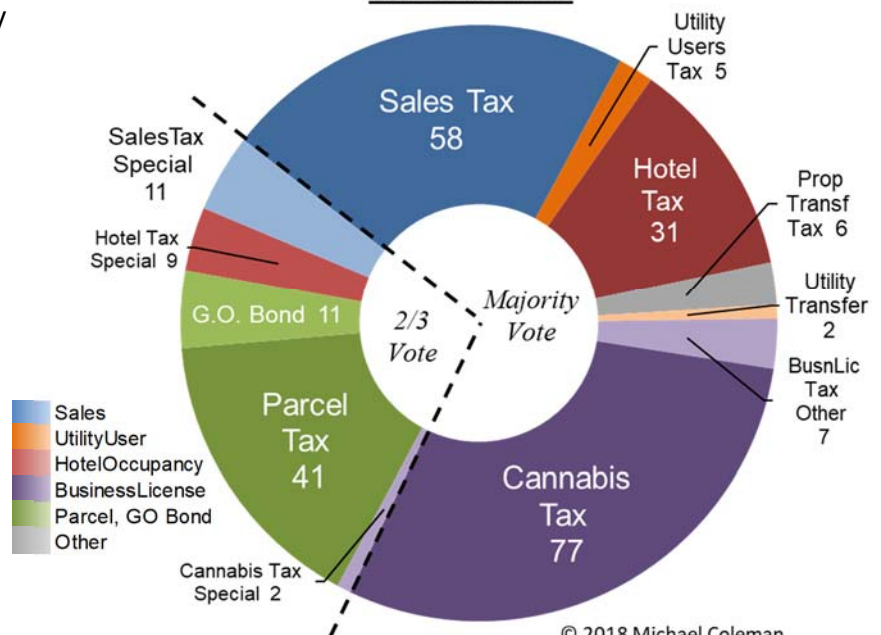
There were 14 measures to increase or

Proposed Local Revenue Measures November 2018



© 2018 Michael Coleman

Types of Non-School Local Tax Measures November 2018



© 2018 Michael Coleman

extend (renew) school parcel taxes compared to eight in 2014 and 22 in 2016.

Overall Passage Rates

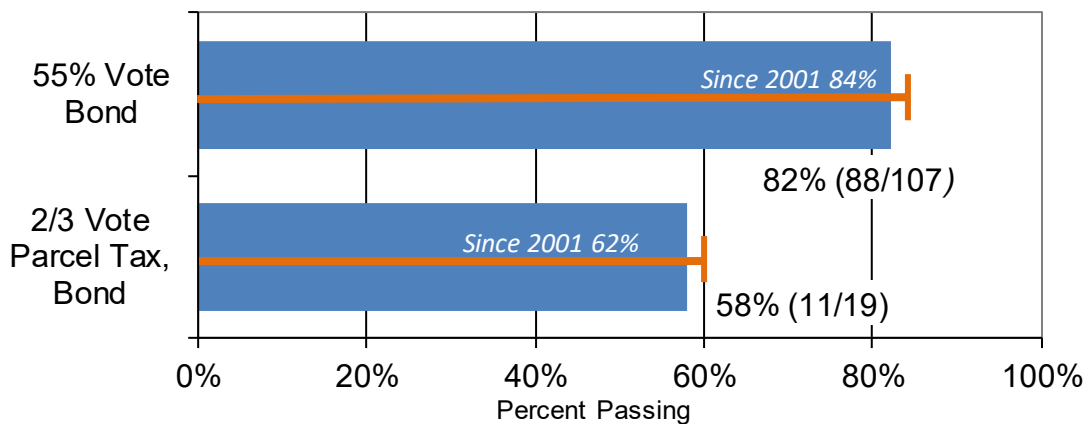
Based on election night counts, it appears at least 304 of the 386 tax and bond measures passed. Thousands of mailed and provisional ballots still need to be counted. Post election night tallies have historically leaned in favor of local tax measures in most cases. A number of close races are likely to flip in result by the time all ballots are counted and the election is officially certified by the California Secretary of State around the first week in December.

Local Revenue Measures November 2018

	Total	Pass	Passing%
City General Tax (Majority Vote)	167	151	90%
County General Tax (Majority Vote)	19	15	79%
City Special Tax or G.O. bond (2/3 Vote)	33	20	61%
County Spec. Tax, G.O. bond (2/3 Vote)	9	5	56%
Special District	32	14	44%
School Parcel Tax 2/3	14	9	64%
School Bond 2/3	5	2	40%
School Bond 55%	107	88	82%
Total	386	304	79%

With several more bond measures expected to pass once all votes are tabulated, the proportion of passing 55 percent school bond measures is right at historic passage rates. Parcel taxes and two-thirds vote bonds were slightly – but not substantially - under historic passage rates.

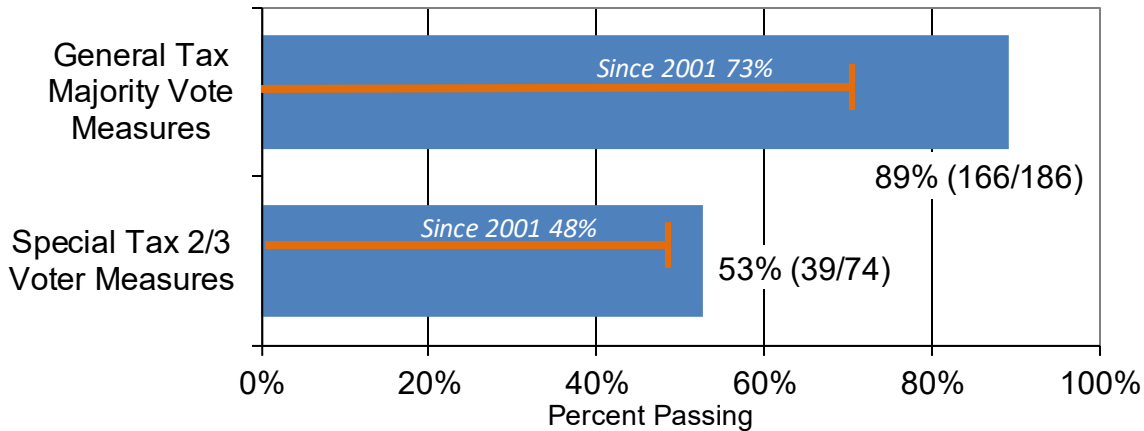
School Tax & Bond Measures November 2018



The passage rate of local non-school majority vote tax measures substantially exceeded passage rates in prior years. Nearly 90% of the 188 majority vote tax measures passed, even including a number of failing cannabis legalization initiative measures. Most general purpose cannabis, sales, business license, property transfer and hotel occupancy taxes passed. The few utility user taxes did not fare as well.

Among the two-thirds vote city, county and special district special tax and bond measures, a little over half are passing, a bit better than historic patterns. Majority vote general purpose measures passed at high levels, largely reflecting the larger numbers and higher passage rates of cannabis, hotel occupancy, and general business tax revisions.

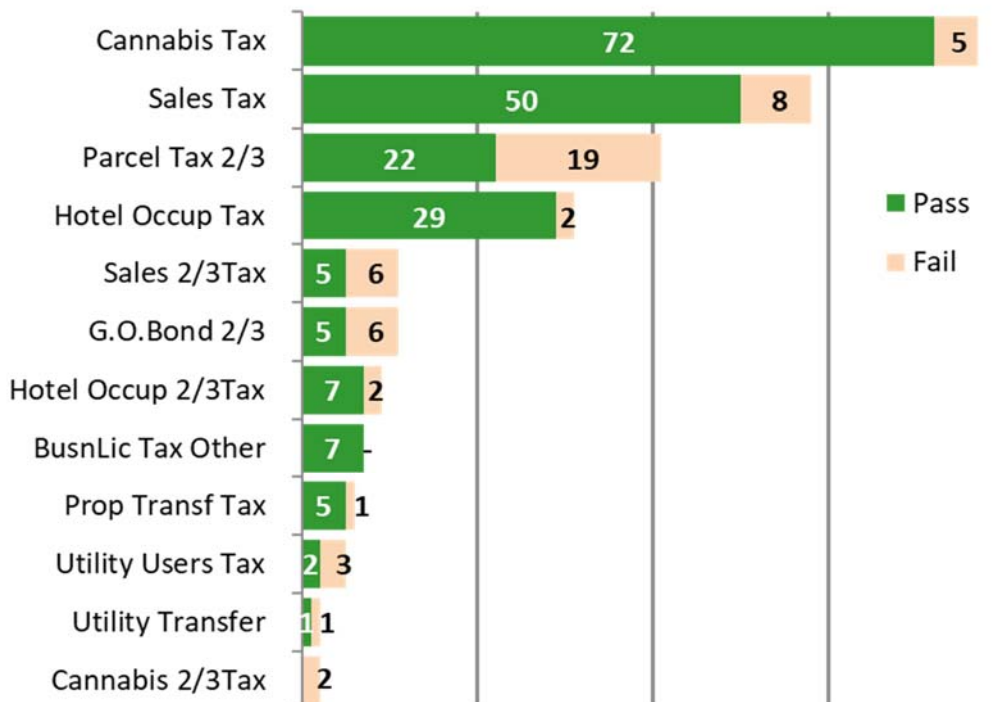
City / County / Special District Tax & Bond Measures November 2018



Measure Outcome by Category

Among non-school local measures, the most common type of measure was a majority vote excise tax on commercial cannabis activity. The only failures were citizen initiatives that included legalization provisions. Fifty of the 58 passed general purpose transactions and use taxes (sales taxes) passed.

Passing and Failing City / County / Special District Measures by Type November 2018



© 2018 Michael Coleman

Local Add-On Sales Taxes (Transaction and Use Taxes)

Voters in 53 cities and five counties considered general purpose majority vote add-on sales tax rates ranging from 1/8 percent to 1 ½ percent. Fifty-one were approved including all those that extended without increase an existing sun-setting tax.

Transactions and Use Tax (Add-on Sales Tax) - General Tax - Majority Approval

City	County	Measure	Rate		sunset	YES%	
Albany	Alameda	Measure L	1/2 cent	extend	none	81.0%	PASS
Santa Fe Springs	Los Angeles	Measure Y	1 cent	-	none	74.9%	PASS
La Puente	Los Angeles	Measure LP	1/2 cent	-	none	72.6%	PASS
County of Santa Clara	Santa Clara	Measure A	1/8 cent	extend	none	72.2%	PASS
Kerman	Fresno	Measure M	1 cent	-	none	72.1%	PASS
County of Humboldt	Humboldt	Measure O	1/2 cent	extend	none	71.9%	PASS
Santa Maria	Santa Barbara	Measure U	by 3/4 cent to 1 cent		none	71.9%	PASS
Martinez	Contra Costa	Measure X	1/2 cent	-	15yrs	71.0%	PASS
Culver City	Los Angeles	Measure C	1/4 cent	-	none	69.9%	PASS
Paradise	Butte	Measure V	1/2 cent	extend	10yrs	69.4%	PASS
Sebastopol	Sonoma	Measure Q	1/2 cent	extend	none	68.5%	PASS
Port Hueneme	Ventura	Measure U	1 cent	-	none	68.2%	PASS
San Fernando	Los Angeles	Measure A	1/2 cent	extend	none	68.1%	PASS
Pasadena	Los Angeles	Measure I	3/4 cent	-	none	67.7%	PASS
Redwood City	San Mateo	Measure RR	1/2 cent	-	none	65.2%	PASS
Pomona	Los Angeles	Measure PG	3/4 cent	-	10yrs	64.5%	PASS
Los Banos	Merced	Measure H	1/2 cent		15yrs	64.2%	PASS
Antioch	Contra Costa	Measure W	1 cent	extend	20yrs	64.0%	PASS
Red Bluff	Tehama	Measure A	1/4 cent	extend	4/1/2031	63.6%	PASS
County of Santa Cruz Unincorpo	Santa Cruz	Measure G	1/2 cent	-	12yrs	63.3%	PASS
Garden Grove	Orange	Measure O	1 cent	-	none	63.1%	PASS
Angels Camp	Calaveras	Measure C	1/2 cent	-	none	63.0%	PASS
Lawndale	Los Angeles	Measure L	3/4 cent	-	none	62.9%	PASS
Placentia	Orange	Measure U	1 cent	-	none	61.8%	PASS
Porterville	Tulare	Measure I	1 cent	-	none	61.7%	PASS
Roseville	Placer	Measure B	1/2 cent		none	61.4%	PASS
Alameda	Alameda	Measure F	1/2 cent		none	61.0%	PASS
Barstow	San Bernardino	Measure Q	1 cent		none	60.1%	PASS
Burbank	Los Angeles	Measure P	3/4 cent		none	60.0%	PASS
Santa Rosa	Sonoma	Measure O	1/4 cent		6yrs	59.9%	PASS
Cudahy	Los Angeles	Measure R	3/4 cent		10yrs	59.4%	PASS
Seal Beach	Orange	Measure BB	1 cent		none	59.0%	PASS
Covina	Los Angeles	Measure CC	3/4 cent		none	57.9%	PASS
Lodi	San Joaquin	Measure L	1/2 cent		none	56.9%	PASS
Wildomar	Riverside	Measure AA	1 cent		none	56.9%	PASS
King City	Monterey	Measure K	1/2 cent		10yrs	56.7%	PASS
Santa Ana	Orange	Measure X	1.5 cents	to 1 cent in 2029, ends 2039		56.5%	PASS
Norco	Riverside	Measure R	1 cent		none	56.2%	PASS
Oroville	Butte	Measure U	1 cent		none	55.9%	PASS
Sacramento	Sacramento	Measure U	1 cent		none	55.6%	PASS
Coalinga	Fresno	Measure J	1 cent		10yrs	55.5%	PASS
Carpinteria	Santa Barbara	Measure X	1.25 cent		none	55.0%	PASS

Transactions and Use Tax (Add-on Sales Tax) - General Tax - Majority Approval

<u>City</u>	<u>County</u>	<u>Measure</u>	<u>Rate</u>	<u>sunset</u>	<u>YES%</u>	
Oceanside	San Diego	Measure X	1/2 cent	none	54.3%	PASS
Los Gatos	Santa Clara	Measure G	1/8 cent	20yrs	53.6%	PASS
Glendale	Los Angeles	Measure S	3/4 cent	none	52.9%	PASS
County of Yuba Unincorporated	Yuba	Measure K	1 cent	10yrs	51.9%	PASS CLOSE
Murrieta	Riverside	Measure T	1 cent	none	51.6%	PASS CLOSE
Fowler	Fresno	Measure N	1 cent		51.3%	PASS CLOSE
Marina	Monterey	Measure N	1/2 cent	15yrs	51.2%	PASS CLOSE
West Sacramento	Yolo	Measure N	1/4 cent	none	50.5%	PASS CLOSE
Rio Dell	Humboldt	Measure J	1 cent	ends 12/31/2024	48.1%	FAIL CLOSE
Bakersfield	Kern	Measure N	1 cent	none	47.7%	FAIL
Fort Bragg	Mendocino	Measure H	3/8 cent	15yrs	46.9%	FAIL
El Paso De Robles	San Luis Obispo	Measure K	1/2 cent	6yrs	45.9%	FAIL
Gonzales	Monterey	Measure O	1/2 cent	20yrs	45.5%	FAIL
Mendota	Fresno	Measure C	1 cent		41.3%	FAIL
County of Kern Unincorporated	Kern	Measure I	1 cent	none	33.4%	FAIL
Folsom	Sacramento	Measure E	1/2 cent	10yrs	29.0%	FAIL

Three of these general purpose majority vote measures were accompanied by an advisory measure specifying the use of the funds should the tax measure pass. The Paso Robles measure failed regardless.

Advisory Measures as to Use of Proceeds - Transactions and Use Taxes

<u>City</u>	<u>County</u>	<u>Purpose</u>	<u>YES%</u>	<u>Tax Outcome</u>
Pasadena	Los Angeles	Measure J 1/3 to schools	70.4%	PASS
King City	Monterey	Measure L debt, police, fire, streets, economic development	68.1%	PASS
Red Bluff	Tehama	Measure B police fire 85%	69.7%	PASS
El Paso De Robles	San Luis Obispo	Measure N streets	72.3%	FAIL

There were 11 add-on sales tax measures earmarked for specific purposes including three countywide measures for transportation improvements. Voters extended Marin County’s ½ cent tax for transportation for thirty years and it appears San Benito County now joins the “self help” counties with transportation sales taxes with a 1 percent tax. San Mateo County’s measure W ½ percent increase is close and likely to pass when all votes are tabulated.

Among the 7 other special sales tax measures, 3 passed including an extension of the City of Monterey’s one percent road tax and new rates for police/fire Chowchilla and water/parks/wildlife in Sonoma County.

Transactions and Use Tax (Add-on Sales Tax) - Special Tax - Two-Thirds Approval

<u>Agency Name</u>	<u>County</u>		<u>Rate</u>		<u>Sunset</u>	<u>Purpose</u>	<u>YES%</u>	
County of Marin	Marin	Measure AA	1/2 cent	extend	30yrs	transportation	74.7%	PASS
County of San Benito	San Benito	Measure G	1 cent	increase	30yrs	transportation	67.9%	PASS CLOSE
County of San Mateo	San Mateo	Measure W	1/2 cent	increase	30yrs	transportation	66.2%	FAIL CLOSE
Monterey	Monterey	Measure S	1 cent	extend	8yrs	streets	81.5%	PASS
Chowchilla	Madera	Measure N	1 cent	increase	8yrs	police/fire	72.3%	PASS
County of Sonoma	Sonoma	Measure M	1/8 cent	increase	10yrs	water, parks, wildlife	70.0%	PASS
Eureka	Humboldt	Measure I	1/4 cent	increase	20yrs	streets	61.9%	FAIL
Fresno	Fresno	Measure P	3/8 cent	increase	30yrs	parks/culture	48.9%	FAIL
Alturas	Modoc	Measure L	1/2 cent	increase		fire, police, nuisance abatement	46.6%	FAIL
Laguna Beach	Orange	Measure P	1 cent	increase	25yrs	fire safety	46.2%	FAIL
Dixon	Solano	Measure N	1/2 cent	increase	none	streets	37.5%	FAIL

Utility User Taxes ✓

Voters in five cities considered measures to increase or continue utility user taxes for general purposes. The two extensions passed easily. The three increases failed including Measure K in Parlier that was accompanied by Measure L to advise the city that the funds be used for enhanced fire protection services.

Utility User Taxes							
<u>City</u>	<u>County</u>		<u>Rate</u>			<u>YES%</u>	
Canyon Lake	Riverside	Measure S	3.95% telecom, electr, gas, water, sewer, garbage	extend		75.7%	PASS
Pinole	Contra Costa	Measure C	8% telecom, electr, gas	extend		72.4%	PASS
Parlier	Fresno	Measure K	4% telecom, electr, gas			45.9%	FAIL
McFarland	Kern	Measure P	5% telecom, video, electr, gas, water, sewer, garbage			41.3%	FAIL
Arvin	Kern	Measure L	7% telecom, video, electr, gas			27.0%	FAIL

Utility Transfers ✓

Voters in Banning and Colton considered measures to authorize the transfers from their electric utilities to support general fund services such as police, fire, paramedics and parks. The Colton measure passed. Banning’s Measure P is currently trailing but is close enough that it may pass when all votes are tabulated.

Utility Transfer Taxes					
<u>City</u>	<u>County</u>		<u>Rate</u>		<u>YES%</u>
Colton	San Bernardino	Measure V	20% electr		63.3% PASS
Banning	Riverside	Measure P	7.5% electr		49.2% FAIL CLOSE

Transient Occupancy (Hotel) Taxes ✓

There were 40 measures to increase Transient Occupancy (Hotel) Taxes, including 31 for general purposes (majority approval) and nine two-thirds vote special taxes. TOTs were popular this election: there were more proposals and more passing than in any prior election in California. Among the general tax increases, only two of the 31 failed. The small towns of Blue Lake and Colma, previously among the few cities in California not to have a TOT, adopted 10 percent rates. Palo Alto's 1.5% increase now makes its 15.5% rate the highest in the State.

Transient Occupancy Tax Tax Measures: Majority Vote General Use

<u>Agency Name</u>	<u>County</u>		<u>Rate</u>	<u>YES%</u>	
Sausalito	Marin	Measure L	by 2% to 14%	81.5%	PASS
Sonoma	Sonoma	Measure S	by 3% to 13%	79.3%	PASS
Morgan Hill	Santa Clara	Measure H	by 1% to 11%	78.4%	PASS
Daly City	San Mateo	Measure VV	by 3% to 13%	78.4%	PASS
Sunnyvale	Santa Clara	Measure K	by 2% to 12.5%	77.1%	PASS
Grover Beach	San Luis Obispo	Measure L	by 2% to 12%	76.7%	PASS
Pacific Grove	Monterey	Measure U	by 2% to 12%	74.9%	PASS
San Carlos	San Mateo	Measure QQ	by 2% to 12% for 2019 then by 0.5%/yr to 14%	74.8%	PASS
Belmont	San Mateo	Measure KK	by 2% to 12%	74.2%	PASS
Indian Wells	Riverside	Measure K	by 1% to 11.25%	73.9%	PASS
Blue Lake	Humboldt	Measure H	10%	73.6%	PASS
Watsonville	Santa Cruz	Measure O	by 1% to 12%	73.3%	PASS
Foster City	San Mateo	Measure TT	by 2.5% to 12%	73.2%	PASS
South San Francisco	San Mateo	Measure FF	by 2% to 12% for 2019, by 1% to 13% for 2020, by 1% to 14% for 2021+	72.4%	PASS
Sebastopol	Sonoma	Measure R	by 2% to 12%	71.0%	PASS
Colma	San Mateo	Measure PP	10%	70.8%	PASS
Palo Alto	Santa Clara	Measure E	by 1.5% to 15.5%	67.9%	PASS
Marina	Monterey	Measure P	by 2% to 14%	67.8%	PASS
Scotts Valley	Santa Cruz	Measure N	by 1% to 11%	67.2%	PASS
Milpitas	Santa Clara	Measure R	by 4% to 14%	65.7%	PASS
Diamond Bar	Los Angeles	Measure Q	by 4% to 14%	63.8%	PASS
County of Calaveras	Calaveras	Measure G	by 6% to 12%	63.4%	PASS
County of El Dorado	El Dorado	Measure J	by 2% to 12%	62.2%	PASS
Tustin	Orange	Measure CC	by 3% to 13%	60.6%	PASS
County of Mariposa	Mariposa	Measure M	by 2% to 12%	59.7%	PASS
Calexico	Imperial	Measure J	by 2% to 12%	59.2%	PASS
Orland	Glenn	Measure E	by 2% to 12%	58.3%	PASS
Los Altos	Santa Clara	Measure D	by 3% to 14%	57.9%	PASS
Manteca	San Joaquin	Measure J	by 3% to 12%	56.6%	PASS
San Clemente	Orange	Measure W	by 2.5% to 12.5%	44.8%	FAIL
Atwater	Merced	Measure C	by 2% to 10%	44.2%	FAIL

Nine TOT measures dedicated the proposed increase tax revenues to particular purposes. Napa County and five Napa County cities all considered similar measures to support affordable housing. American Canyon appears to have bucked the trend of others in the county and turned down the proposal. An initiative measure to support the harbor in Del Norte County was the only other of these to fail.

Transient Occupancy Tax Tax Measures: Two-thirds Vote Special Purpose

<u>City</u>	<u>County</u>	<u>Measure</u>	<u>Rate</u>	<u>Sunset</u>	<u>YES%</u>	<u>Pass/Fail</u>
Saint Helena	Napa	Measure E	by 1% to 13%	housing	80.0%	PASS
Calistoga	Napa	Measure D	by 1% to 13%	housing	78.0%	PASS
County of Marin	Marin	Measure W	by 4% to 14%	fire/ems, housing	73.4%	PASS
Capitola	Santa Cruz	Measure J	by 2% to 12%	parks/recreation	72.3%	PASS
Yountville	Napa	Measure S	by 1% to 13%	housing	73.7%	PASS
Napa	Napa	Measure F	by 1% to 13%	housing	71.2%	PASS
County of Napa	Napa	Measure I	by 1% to 13%	housing	69.2%	PASS
American Canyon	Napa	Measure H	by 1% to 13%	housing	65.0%	FAIL
County of Del Norte INIT	Del Norte	Measure C	by 2% to 10%	harbor	54.7%	FAIL

Property Transfer Taxes ✓

Voters in six bay area charter cities considered increasing their taxes on transfers of real estate. Five measures passed. Union City’s tax increase was included in a measure to make the city a charter city.

Property Transfer Taxes

<u>City</u>	<u>County</u>	<u>Measure N</u>	<u>Rate</u>	<u>Sunset</u>	<u>YES%</u>	
Berkeley	Alameda	Measure P	by 1.0% to 2.5%	10yrs	70.6%	PASS
El Cerrito	Contra Costa	Measure V	\$12/\$1000	none	54.2%	PASS
Hayward	Alameda	Measure T	by \$4 to \$8.50/\$1k	none	58.0%	PASS
Oakland	Alameda	Measure X	1% up to \$300k; 1.5% > \$300k; 1.75% > \$2m; 2.5% > \$5m	none	66.5%	PASS
Richmond	Contra Costa	Measure H			63.7%	PASS
Union City	Alameda	Measure EE	\$10/\$1k	none	42.3%	FAIL

Business License Taxes ✓

There were 7 business license tax measures (other than the cannabis tax measures), all majority vote. All passed, including a per-employee tax in Mountain View that garnered national attention. Measure C in San Francisco was a citizen initiative that included earmarking. Based on a recent California Supreme Court decision concerning the applicability of Proposition 218 to initiative petitioned measures, its proponents assert it needs only majority voter approval. But it will likely be subject to legal challenge as a special tax that should require two-thirds approval.

General Business License Tax Revisions - Majority Vote General Use				
<u>Agency Name</u>	<u>County</u>		<u>Rate</u>	<u>YES%</u>
Cudahy	Los Angeles	Measure U	15%grossRcpts casinos	77.3% PASS
Sausalito	Marin	Measure M	\$125/busn, \$1-\$3/\$1,000 gross receipts	64.8% PASS
County of San Benito	San Benito	Measure H	\$30-\$118/busn, \$.66-\$7.80/employee	51.4% PASS
Grover Beach	San Luis Obispo	Measure M	from \$55 to \$60 to \$950 based on bldg sf	60.8% PASS
Daly City	San Mateo	Measure BB	by 0.05% min \$110/busn	78.7% PASS
Mountain View	Santa Clara	Measure P	\$8-\$149/employee	69.2% PASS
San Francisco INIT	San Francisco	Measure C	0.175% to 0.69% on gross receipts over \$50 million	59.9% PASS

Cannabis – Local Excise Taxes ✓

There were more measures in this election involving the taxation of cannabis, 79, than ever. Some of these were by initiative petition and some involved the regulation or legalization of commercial cannabis activities. Several measures were in competition with others. Just 6 of the 79 failed. All the failing measures were initiatives where legalization and regulation of activities was also at issue except in the County of San Joaquin, the loan jurisdiction to earmark the tax proceeds for a specific purpose (early childhood education). That measure failed short of the two-thirds approval needed with a 62% “yes” vote.

Cannabis Taxes - Majority Vote General Purpose				
<u>Agency Name</u>	<u>County</u>		<u>Rate</u>	<u>YES%</u>
Emeryville	Alameda	Measure S	6%grossRcpts	85.4% PASS
Goleta	Santa Barbara	Measure Z	10%grossRcpts	81.9% PASS
Mountain View	Santa Clara	Measure Q	9%grossRcpts	80.7% PASS
Solvang	Santa Barbara	Measure F	10%grossRcpts	80.3% PASS
San Luis Obispo	San Luis Obispo	Measure F	10%grossRcpts	79.6% PASS
Oxnard	Ventura	Measure G	10%grossRcpts	78.6% PASS
Morgan Hill	Santa Clara	Measure I	10%grossRcpts	78.6% PASS
San Carlos	San Mateo	Measure NN	10%grossRcpts	77.6% PASS
Redwood City	San Mateo	Measure DD	10%grossRcpts	77.6% PASS
Palm Desert	Riverside	Measure Q	15%grossRcpts	76.8% PASS
Daly City	San Mateo	Measure UU	10%grossRcpts	76.8% PASS
Benicia	Solano	Measure E	6%grossRcpts	76.2% PASS
County of Nevada Unincorporated	Nevada	Measure G	10%grossRcpts	75.9% PASS
Thousand Oaks	Ventura	Measure P	6%grossRcpts	75.9% PASS
Lompoc	Santa Barbara	Measure D	10%grossRcpts	75.7% PASS
Capitola	Santa Cruz	Measure I	7%grossRcpts	75.5% PASS
Santa Clara	Santa Clara	Measure M	10%grossRcpts	75.4% PASS
Willits	Mendocino	Measure I	6%grossRcpts	74.9% PASS
Suisun City	Solano	Measure C	15%grossRcpts	74.8% PASS
Imperial	Imperial	Measure I	6%grossRcpts	74.7% PASS
South San Francisco	San Mateo	Measure LL	5%grossRcpts	74.4% PASS
Redding	Shasta	Measure C	10%grossRcpts	73.9% PASS
Calexico	Imperial	Measure K	15%grossRcpts	73.9% PASS

Cannabis Taxes - Majority Vote General Purpose

<u>Agency Name</u>	<u>County</u>		<u>Rate</u>	<u>YES%</u>	
La Mesa	San Diego	Measure V	6%grossRcpts	73.4%	PASS
Morro Bay	San Luis Obispo	Measure D	10%grossRcpts	73.3%	PASS
Atascadero	San Luis Obispo	Measure E	10%grossRcpts	73.2%	PASS
Mount Shasta	Siskiyou	Measure S		73.2%	PASS
Moreno Valley	Riverside	Measure M	8%grossRcpts	72.6%	PASS
Union City	Alameda	Measure DD	6%grossRcpts	72.5%	PASS
County of Contra Costa Unincorpo	Contra Costa	Measure R	4%grossRcpts	71.7%	PASS
Adelanto	San Bernardino	Measure S	5%grossRcpts	71.6%	PASS
Dunsmuir	Siskiyou	Measure T	10%grossRcpts	71.3%	PASS
Hanford	Kings	Measure C	6%grossRcpts	71.3%	PASS
Perris	Riverside	Measure G	10%grossRcpts	71.1%	PASS
Santa Paula	Ventura	Measure N	10%grossRcpts	71.0%	PASS
Pomona	Los Angeles	Measure PC	6%grossRcpts	70.4%	PASS
Oakdale	Stanislaus	Measure C	15%grossRcpts	70.1%	PASS
Fresno	Fresno	Measure A	10%grossRcpts	69.7%	PASS
Riverbank	Stanislaus	Measure B	10%grossRcpts	69.7%	PASS
County of Lake Unincorporated Lake	Lake	Measure K	4%grossRcpts	69.4%	PASS
Santa Ana	Orange	Measure Y	10%grossRcpts	69.0%	PASS
Colton	San Bernardino	Measure U	10%grossRcpts	69.0%	PASS
Malibu INIT	Los Angeles	Measure G	2.5%grossRcpts	68.5%	PASS
Sonora	Tuolumne	Measure N	15%grossRcpts	68.3%	PASS
Maywood	Los Angeles	Measure CT	8%grossRcpts	67.8%	PASS
El Paso De Robles	San Luis Obispo	Measure I	10%grossRcpts	67.5%	PASS
Placerville	El Dorado	Measure M	8%grossRcpts	67.2%	PASS
Lindsay	Tulare	Measure G	10%grossRcpts	66.8%	PASS
Ceres	Stanislaus	Measure W	15%grossRcpts	66.0%	PASS
San Francisco	San Francisco	Measure D	7%grossRcpts	65.9%	PASS
San Juan Bautista	San Benito	Measure I	\$3-\$12 per	65.9%	PASS
Colfax	Placer	Measure C	6%grossRcpts	65.8%	PASS
Simi Valley	Ventura	Measure Q	6%grossRcpts	65.5%	PASS
Patterson	Stanislaus	Measure Y	15%grossRcpts	65.1%	PASS
Atwater	Merced	Measure A	15%grossRcpts	64.8%	PASS
County of El Dorado Unincorpo	El Dorado	Measure N	10%grossRcpts	64.7%	PASS
Marina	Monterey	Measure V	5%grossRcpts	64.1%	PASS
Chula Vista	San Diego	Measure Q	15%grossRcpts	64.0%	PASS
San Bernardino	San Bernardino	Measure W	6%grossRcpts	63.9%	PASS
County of Del Norte Unincorpo	Del Norte	Measure B	6%grossRcpts	62.8%	PASS
County of Tuolumne Unincorpo	Tuolumne	Measure M	15%grossRcpts	62.6%	PASS
Tracy	San Joaquin	Measure D	6%grossRcpts	62.1%	PASS
Banning	Riverside	Measure O	10%grossRcpts	61.2%	PASS
Hesperia	San Bernardino	Measure T	6%grossRcpts	60.8%	PASS
Half Moon Bay	San Mateo	Measure AA	6%grossRcpts	60.8%	PASS
Banning	Riverside	Measure N	10%grossRcpts	60.6%	PASS
Oroville	Butte	Measure T	10%grossRcpts	59.9%	PASS
County of Lassen Unincorporat	Lassen	Measure M	8%grossRcpts	53.4%	PASS
Arvin	Kern	Measure M	6%grossRcpts	53.2%	PASS
Hemet	Riverside	Measure Z	25%grossRcpts	52.9%	PASS
Jurupa Valley INIT	Riverside	Measure L	\$25/sf	51.9%	PASS
Vista	San Diego	Measure AA	12%grossRcpts	51.7%	PASS
Vista INIT	San Diego	Measure Z	7%grossRcpts	50.9%	PASS

Cannabis Taxes - Majority Vote General Purpose

<u>Agency Name</u>	<u>County</u>		<u>Rate</u>	<u>YES%</u>	
County of Kern INIT-ooc	Kern	Measure K	6%gross Rcpts -ret	46.2%	FAIL
Bakersfield INIT	Kern	Measure O	7.5%gross Rcpts	44.9%	FAIL
County of Kern INIT-local	Kern	Measure J	7.5%gross Rcpt	38.3%	FAIL
Hemet INIT	Riverside	Measure Y	\$10/sf	35.0%	FAIL
County of Plumas INIT	Plumas	Measure B	6%gross Rcpts	35.0%	FAIL

Cannabis Taxes - Two-Thirds Vote Special Purpose

<u>Agency Name</u>	<u>County</u>		<u>Rate</u>	<u>YES%</u>	
County of San Joaquin	San Joaquin	Measure B	8%gross Rcpts	61.5%	FAIL

Parcel Taxes and Special Taxes (non-school)

There were 41 parcel tax measures for a variety of public services. Twenty-three appear to have passed and the Valley of the Moon Fire District in Sonoma County will likely pass when all ballots are tabulated.

City, County and Special District Parcel Taxes (2/3 vote)

<u>Agency Name</u>	<u>County</u>		<u>Amount</u>	<u>sunset</u>		<u>YES%</u>	
East Bay Regional Park District	Alameda /Contra Costa	Measure FF	\$12/parcel	20yrs	parks	84.2%	PASS
La Selva Beach Park District	Santa Cruz	Measure P	\$50/parcel	7yrs	rec facility	78.1%	PASS
Sleepy Hollow Fire Protection District	Marin	Measure T	\$80+/parcel	4yrs	fire/ems	78.0%	PASS
Ross	Marin	Measure P	\$80+/parcel	4yrs	fire/ems	77.9%	PASS
Corte Madera	Marin	Measure N	\$75+/parcel	4yrs	fire/ems	77.6%	PASS
Rocklin	Placer	Measure A	\$10/parcel	10yrs	park recreation	77.4%	PASS
Albany	Alameda	Measure M	\$69/parcel	none	park open space	77.3%	PASS
East Palo Alto	San Mateo	Measure HH	\$2.50/sf commercial	none	housing	76.9%	PASS
Kentfield Fire District	Marin	Measure S	\$80+/parcel	4yrs	fire/ems	76.9%	PASS
Fairfax	Marin	Measure O	\$80+/parcel	4yrs	fire/ems	76.5%	PASS
Cameron Estates Community Services Dist	El Dorado	Measure H	\$345/parcel	none	streets	76.5%	PASS
San Anselmo	Marin	Measure Q	\$80+/parcel	4yrs	fire/ems	73.6%	PASS
Glen Ellen Fire Protection District	Sonoma	Measure T	\$200/parcel	none	fire/ems	73.6%	PASS
Southern Marin Fire Protection District	Marin	Measure U	\$200/parcel	none	fire/ems	73.4%	PASS
Schell-Vista Fire Protection District	Sonoma	Measure X	\$200/parcel	none	fire/ems	73.3%	PASS
Little Lake Fire Protection District	Mendocino	Measure J	\$39/parcel		fire/ems	73.0%	PASS
Oakland	Alameda	Measure W	\$6k/vacantParcel	20yrs	nuisance abatement	68.7%	PASS
Rancho Adobe Fire Protection District	Sonoma	Measure W	\$300+/parcel	none	fire/ems	68.6%	PASS
County Service Area No. 27	Marin	Measure R	\$80+/parcel	4yrs	fire/ems	68.3%	PASS CLOSE
Larkspur	Marin	Measure K	\$92+/parcel	4yrs	fire/ems	68.1%	PASS CLOSE

City, County and Special District Parcel Taxes (2/3 vote)

<u>Agency Name</u>	<u>County</u>		<u>Amount</u>	<u>sunset</u>		<u>YES%</u>		
Los Angeles County Flood Control District	Los Angeles	Measure W	2.5cents/sf	none	flood control	67.5%	PASS	CLOSE
Monte Rio Fire Protection District	Sonoma	Measure U	\$200/parcel	none	fire/ems	66.7%	PASS	CLOSE
Valley of the Moon Fire Protection District	Sonoma	Measure Y	\$200/parcel	none	fire/ems	65.3%	FAIL	CLOSE
Mount Shasta Recreation & Parks District	Siskiyou	Measure P	\$35/parcel	25yrs	park recreation	63.6%	FAIL	
Cameron Park Airport District	El Dorado	Measure L	\$600/parcel	none	airport	63.6%	FAIL	
Central Calaveras Fire District	Calaveras	Measure D	\$150/parcel	none	fire/ems	62.9%	FAIL	
Hickok Road Community Services District	El Dorado	Measure K	\$200/parcel	none	streets	62.2%	FAIL	
Rincon Ranch Community Services District	San Diego	Measure RR	\$200/parcel	none	streets	61.8%	FAIL	
Oakland INIT	Alameda	Measure AA	\$198/parcel	30yrs	education	61.8%	FAIL	
Richmond	Contra Costa	Measure T	\$3k/VacDev, \$6k/VacUndev	20yrs	homeless	58.2%	FAIL	
Antelope Valley Fire Protection District	Mono	Measure E	\$120+/parcel	none	fire/ems	57.9%	FAIL	
Cambria Community Healthcare District	San Luis Obispo	Measure C	\$35/parcel	6yrs	hospital/ems	57.6%	FAIL	
Valley Center Fire Protection District	San Diego	Measure SS	\$180/parcel	none	fire/ems	58.1%	FAIL	
Shasta Lake Fire Protection District	Shasta	Measure D	\$50/parcel	none	fire/ems	56.0%	FAIL	
North County Fire Protection District	Monterey	Measure T	\$39/unit	none	fire/ems	55.3%	FAIL	
Borrego Springs Fire Protection District	San Diego	Measure PP	\$225/parcel	none	fire/ems	55.6%	FAIL	
Orland Fire Protection District	Glenn	Measure D	\$30/parcel+	none	fire/ems	50.9%	FAIL	
Kern Valley Health Care District	Kern	Measure Q	\$82/parcel	40yrs	hospital	44.9%	FAIL	
Shasta Valley Cemetery District	Siskiyou	Measure L	\$75/parcel	none	cemetery	44.3%	FAIL	
Julian-Cuyamaca Fire Protection District INIT	San Diego	Measure QQ	by \$150 to \$200/parcel		fire/ems	45.6%	FAIL	
Cudahy	Los Angeles	Measure CS	\$343/parcel	10yrs	Police	40.6%	FAIL	

General Obligation Bonds ✓

There were eleven non-school general obligation bond measures totaling \$2.4 billion. Four appear to have passed and the \$27 million Fair Oaks Recreation and Park District measure is close and likely. It appears \$1.3 billion in local non-school general obligation bonds have been approved.

City, County and Special District General Obligation Bond Measures (2/3 vote)

<u>Agency Name</u>	<u>County</u>		<u>Amount</u>	<u>Tax</u>		<u>YES%</u>		
San Francisco	San Francisco	Measure A	\$425 million	3/100k	Earthquake-facilities/infrastr	82.0%	PASS	
Berkeley	Alameda	Measure O	\$135 million	/100k	housing	75.9%	PASS	
San Jose	Santa Clara	Measure T	\$650 million	1/100k	Earthquake-facilities/infrastr	69.0%	PASS	
Campbell	Santa Clara	Measure O	\$50 million	9/100k	Police EOC, Library, etc.	68.0%	PASS	CLOSE
Fair Oaks Recreation and Park District	Sacramento	Measure J	\$26.9 million	9/100k	parks/recreation	68.2%	PASS	CLOSE
San Jose	Santa Clara	Measure V	\$450 million	8/100k	housing	61.6%	FAIL	
Antelope Valley Healthcare District	Los Angeles	Measure H	\$350 million	8/100k	Hospital	61.5%	FAIL	
Santa Rosa	Sonoma	Measure N	\$124 million	9/100k	housing / homeless	58.8%	FAIL	
Millbrae	San Mateo	Measure II	\$12 million	0/100k	recreation center	57.5%	FAIL	
County of Santa Cruz	Santa Cruz	Measure H	\$140 million	7/100k	housing	52.2%	FAIL	
Tehachapi Valley Recreation and Park	Kern	Measure R	\$43 million	9/100k	parks/recreation	30.7%	FAIL	

School Bonds ✓

There were 112 school bond measures on the ballot for a total of over \$15.7 billion in school construction bonds. It appears at least 88 of the 108 fifty-five percent vote measures were approved and several more are close and may pass when late votes are counted.

Four measures exceeded the tax rate limits required for a 55% threshold under Proposition 39 of 2000. Luther Burbank School District's \$10 million Measure HH appears to have narrowly passed. Robla School District's \$46.2 million Measure H in Sacramento County is trailing but may still succeed when all votes are counted.

In all, voters appear to have approved \$14.8 billion in local school bonds.

School Bond Measures						
School District	County	Measure	Bond Amount	Tax Rate	YES%	
Westside Elementary School District	Fresno	Measure G	\$3.5 million	\$30/100k	90.0%	PASS
Baldwin Park Unified School District	Los Angeles	Measure AE	\$69 million	\$60/100k	77.0%	PASS
Monroe Elementary School District	Fresno	Measure D	\$1 million	\$30/100k	75.9%	PASS
Peralta Community College District	Alameda	Measure G	\$800 million	\$24.5/\$100k	74.5%	PASS
Davis Joint Unified School District	Yolo / Solano	Measure M	\$150.9 million	\$60/100k	72.3%	PASS
El Monte Union High School District	Los Angeles	Measure HS	\$190 million	\$30/100k	72.0%	PASS
Santa Monica-Malibu Unified School District	Los Angeles	Measure SMS	\$485 million	\$38/100k	70.4%	PASS
Santa Monica-Malibu Unified School District	Los Angeles	Measure M	\$195 million	\$30/100k	70.0%	PASS
Hayward Unified School District	Alameda	Measure H	\$381.7 million	\$60/\$100k	69.9%	PASS
Rio Elementary School District	Ventura	Measure L	\$59.2 million	\$27/100k	69.7%	PASS
Arvin Union School District	Kern	Measure G	\$15 million	\$30/100k	69.6%	PASS
Holtville Unified School District	Imperial	Measure G	\$10 million	\$40/100k	69.5%	PASS
Northern Humboldt Union High School District	Humboldt	Measure N	\$24 million	\$19/100k	69.3%	PASS
Heber Elementary School District	Imperial	Measure A	\$4 million	\$30/100k	69.2%	PASS
Sunnyvale School District	Santa Clara	Measure GG	\$100 million	\$10/100k	69.0%	PASS
Milpitas Unified School District	Santa Clara	Measure AA	\$284 million	\$60/100k	68.6%	PASS
Monte Rio Union School District	Sonoma	Measure J	\$3.3 million	\$30/100k	68.3%	PASS
Modesto City Elementary School District	Stanislaus	Measure D	\$74 million	\$28/100k	68.2%	PASS
Palo Alto Unified School District	Santa Clara	Measure Z	\$460 million	\$39/100k	68.2%	PASS
Mt. Diablo Unified School District	Contra Costa	Measure J	\$150 million	\$15/100k	67.8%	PASS
Mt. Pleasant School District	Santa Clara	Measure JJ	\$27.5 million	\$30/100k	67.8%	PASS
San Bruno Park School District	San Mateo	Measure X	\$79 million	\$30/100k	66.7%	PASS
Alpine County Unified School District	Alpine	Measure B	\$4.9 million	\$28/\$100k	66.7%	PASS
Orinda Union School District	Contra Costa	Measure E	\$50 million	\$30/100k	66.7%	PASS
Santa Ana Unified School District	Orange	Measure I	\$232 million	\$20/100k	66.5%	PASS
Cutten School District	Humboldt	Measure L	\$4 million	\$30/100k	66.4%	PASS
Wilsona School District	Los Angeles	Measure WE	\$6.5 million	\$30/100k	66.4%	PASS
Borrego Springs Unified School District	San Diego	Measure GG	\$8.6 million	\$60/100k	66.2%	PASS
Jefferson Elementary School District	San Mateo	Measure U	\$30 million	\$15/100k	65.6%	PASS
Modesto City Elementary School District	Stanislaus	Measure E	\$57 million	\$22/100k	65.3%	PASS
Santa Clara Unified School District	Santa Clara	Measure BB	\$720 million	\$50/100k	65.2%	PASS
Natomas Unified School District	Sacramento	Measure L	\$172 million	\$60/100k	65.1%	PASS
Winters Joint Unified School District	Yolo / Solano	Measure P	\$20 million	\$60/100k	65.1%	PASS
Vallecito Union School District	Calaveras	Measure E	\$11 million	\$30/\$100k	64.9%	PASS

School Bond Measures*conitnued*

School District	County	Measure	Bond Amount	Tax Rate	YES%	
Sanger Unified School District	Fresno	Measure B	\$70 million	\$60/100k	64.8%	PASS
Salida Union School District	Stanislaus	Measure A	\$2.5 million	\$5/100k	64.6%	PASS
South Bay Union School District	San Diego	Measure NN	\$18 million	\$20/100k	64.5%	PASS
Sweetwater Union High School District	San Diego	Measure DD	\$403 million	\$20/100k	64.4%	PASS
Three Rivers Union School District	Tulare	Measure E	\$4 million	\$30/100k	64.3%	PASS
Shoreline Unified School District	Marin /Sonoma	Measure I	\$19.5 million	\$39/100k	64.1%	PASS
Durham Unified School District	Butte	Measure X	\$19.7 million	\$60/\$100k	63.7%	PASS
Orinda Union School District	Contra Costa	Measure I	\$55 million	\$30/100k	63.6%	PASS
Brawley Union High School School District	Imperial	Measure C	\$18.7 million	\$30/100k	63.5%	PASS
Stone Corral School District	Tulare	Measure C	\$0.75 million	\$30/100k	63.3%	PASS
Parlier Unified School District	Fresno	Measure H	\$9 million	\$60/100k	63.3%	PASS
Chula Vista Elementary School District	San Diego	Measure VV	\$150 million	\$20/100k	63.1%	PASS
Fremont Union High School District	Santa Clara	Measure CC	\$275 million	\$16/100k	62.8%	PASS
Pittsburg Unified School District	Contra Costa	Measure P	\$100 million	\$55.25/100k	62.7%	PASS
Upper Lake Unified High School District	Lake	Measure I	\$10 million	\$30/100k	62.6%	PASS
Upper Lake Unified School District	Lake	Measure J	\$12 million	\$60/100k	62.2%	PASS
Lowell Joint School District	Los Angeles / Orange	Measure LL	\$48 million	\$30/100k	61.7%	PASS
San Diego Unified School District	San Diego	Measure YY	\$3500 million	\$30/100k	61.0%	PASS
Hemet Unified School District	Riverside	Measure X	\$150 million	\$49/100k	61.0%	PASS
Mt. San Antonio Community College District	Los Angeles	Measure GO	\$750 million	\$25/100k	60.8%	PASS
San Bernardino Community College District	Riverside / San Bernardino	Measure CC	\$470 million	\$25/\$100k	60.6%	PASS
Old Adobe Union School District	Sonoma	Measure L	\$38.5 million	\$30/100k	60.6%	PASS
Del Mar Union School District	San Diego	Measure MM	\$186 million	\$30/100k	60.6%	PASS
Paradise Unified School District	Butte	Measure Y	\$61 million	\$57.5/\$100k	60.5%	PASS
Portola Valley School District	San Mateo	Measure Z	\$49.5 million	\$30/100k	60.5%	PASS
Enterprise Elementary School District	Shasta	Measure E	\$26 million	\$30/100k	60.5%	PASS
El Segundo Unified School District	Los Angeles	Measure ES	\$92 million	\$43/100k	60.4%	PASS
Madera Unified School District	Madera	Measure M	\$120 million	\$50/100k	60.3%	PASS
Riverbank Unified School District	Stanislaus	Measure G	\$19.1 million	\$55/100k	60.2%	PASS
Carlsbad Unified School District	San Diego	Measure HH	\$265 million	\$30/100k	60.0%	PASS
Hamilton City Unified School District	Glenn	Measure F	\$7 million	\$60/100k	59.9%	PASS
Vista Unified School District	San Diego	Measure LL	\$247 million	\$30/100k	59.9%	PASS
Hilmar Unified School District	Merced	Measure G	\$31 million	\$60/100k	59.8%	PASS
Lemoore Union Elementary School District	Kings	Measure D	\$26 million	\$30/100k	59.4%	PASS
Palo Verde Unified School District	Riverside	Measure E	\$24.8 million	\$49/\$100k	59.4%	PASS
Panama-Buena Vista Union School District	Kern	Measure H	\$90 million	\$30/100k	59.2%	PASS
Placer Union High School District	Placer	Measure G	\$42.1 million	\$27/100k	59.1%	PASS
West Valley-Mission Community College Dis	Santa Clara / Santa Cruz	Measure W	\$698 million	\$13/100k	58.8%	PASS
Thermalito Union School District	Butte	Measure Z	\$4.5 million	\$30/\$100k	58.6%	PASS
Santee School District	San Diego	Measure S	\$15.37 million	\$30/100k	58.2%	PASS
Oak Grove Union School District	Sonoma	Measure K	\$9.5 million	\$30/100k	58.2%	PASS

School Bond Measures

conitnued

<u>School District</u>	<u>County</u>	<u>Measure</u>	<u>Bond Amount</u>	<u>Tax Rate</u>	<u>YES%</u>	
Red Bluff Union Elementary School District	Tehama	Measure C	\$12 million	\$30/100k	57.9%	PASS
Middletown Unified School District	Lake	Measure H	\$28 million	\$60/100k	57.9%	PASS
Atwater Elementary School District	Merced	Measure E	\$20 million	\$30/100k	57.7%	PASS
Cloverdale Unified School District	Sonoma	Measure H	\$46 million	\$60/100k	57.7%	PASS
Visalia Unified School District	Tulare	Measure A	\$105.3 million	\$36/100k	57.3%	PASS
Los Alamitos Unified School District	Orange	Measure G	\$97 million	\$30/100k	57.3%	PASS
Chaffey Community College District	San Bernardino	Measure P	\$700 million	\$15/100k	57.2%	PASS
Gavilan Joint Community College District	San Benito / Santa Clara	Measure X	\$248 million	\$20/100k	57.2%	PASS
South Monterey County Joint Union High School	Monterey / San Benito	Measure R	\$20 million	\$20/100k	56.3%	PASS CLOSE
		Measure Q	\$20 million	\$20/100k	56.1%	PASS CLOSE
Pine Ridge Elementary School District	Fresno	Measure E	\$5.3 million	\$30/100k	55.9%	PASS CLOSE
ABC Unified School District	Los Angeles	Measure BB	\$258 million	\$50/100k	55.9%	PASS CLOSE
Mesa Union School District	Ventura	Measure O	\$9.875 million	\$30/100k	56.1%	PASS CLOSE
Round Valley Unified School District	Mendocino	Measure K	\$4.5 million	\$60/100k	54.4%	FAIL CLOSE
Mountain Empire Unified School District	San Diego	Measure JJ	\$15 million	\$37/100k	54.4%	FAIL CLOSE
Placer Union High School District	Placer	Measure D	\$40.3 million	\$27/100k	54.8%	FAIL CLOSE
Morongo Unified School District	San Bernardino	Measure O	\$62 million	\$55/100k	52.9%	FAIL
Perris Union High School District	Riverside	Measure W	\$148 million	\$30/100k	52.4%	FAIL
Biggs Unified School District	Butte	Measure W	\$9.5 million	\$47/\$100k	51.1%	FAIL
Wasco Union High School District	Kern	Measure E	\$40.5 million	\$30/100k	50.7%	FAIL
Amador County Unified School District	Amador	Measure A	\$78 million	\$59/\$100k	50.6%	FAIL
Ducor Union Elementary School District	Tulare	Measure B	\$2.1 million	\$30/100k	50.0%	FAIL
Ripon Unified School District	San Joaquin	Measure I	\$38.5 million	\$36/100k	49.0%	FAIL
Lompoc Unified School District	Santa Barbara	Measure E	\$79 million	\$60/100k	48.7%	FAIL
Marysville Joint Unified School District	Butte /Yuba	Measure J	\$74 million	\$56/100k	47.4%	FAIL
Escalon Unified School District	San Joaquin	Measure E	\$25 million	\$30/100k	47.2%	FAIL
Woodland Joint Unified School District	Yolo / Sutter	Measure O	\$20.2 million	\$53/100k	46.1%	FAIL
Allan Hancock Joint Community College District	San Luis	Measure Y	\$75 million	\$11/100k	44.8%	FAIL
	Obispo / Santa Barbara / Ventura					
Linden Unified School District	San Joaquin	Measure G	\$31.2 million	\$60/100k	44.1%	FAIL
Bonsall Unified School District	San Diego	Measure EE	\$38 million	\$38/100k	41.5%	FAIL
Acton-Agua Dulce Unified School District	Los Angeles	Measure CK	\$7.5 million	\$15/100k	40.0%	FAIL
Western Placer Unified School District	Placer	Measure H	\$60 million	\$25/100k	40.6%	FAIL

School Bond Measures - Two-Thirds Vote

<u>Agency Name</u>	<u>County</u>		<u>Amount</u> <u>(millions)</u>		<u>YES%</u>	
Vallejo City Unified School District	Solano	Measure S	\$194 million	\$60/100k	68.6%	PASS
Luther Burbank School District	Santa Clara	Measure HH	\$10 million	\$88/100k	66.8%	PASS CLOSE
Robla School District	Sacramento	Measure H	\$46.2 million	\$58/100k	65.0%	FAIL CLOSE
Westmorland Elementary School District	Imperial	Measure B	\$10 million	\$91/100k	62.5%	FAIL
Gerber Union Elementary School District	Tehama	Measure D	\$6.5 million	\$81/100k	50.7%	FAIL

School Parcel Taxes ✓

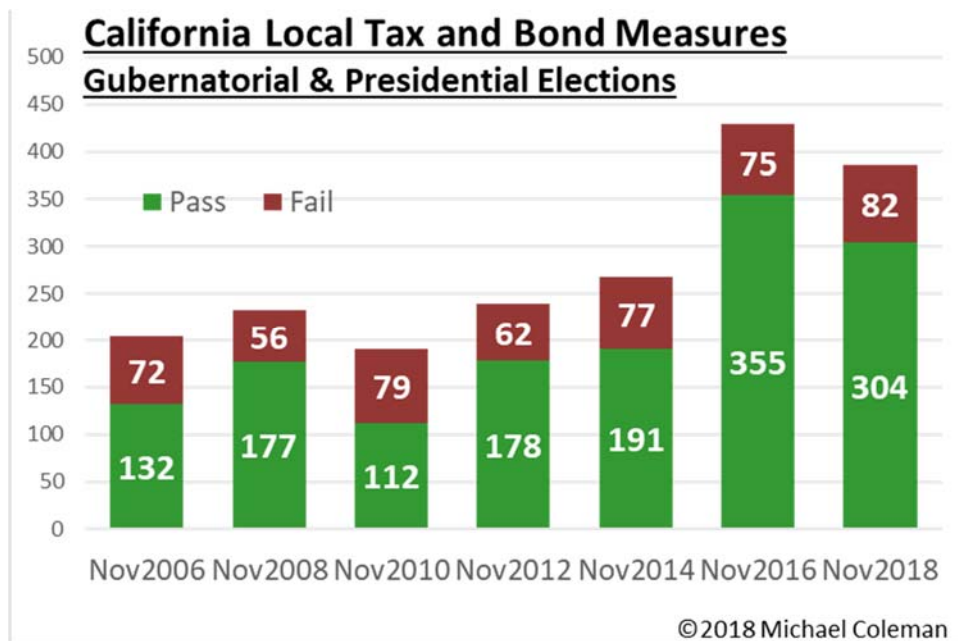
As in the past, school parcel taxes fared better than non-school parcel taxes. Eight of the 13 parcel tax measures for schools appear to have passed.

School Parcel Taxes (2/3 voter approval)

<u>Agency Name</u>	<u>County</u>		<u>Rate</u>	<u>Sunset</u>	<u>YES%</u>	
Peralta Community College District	Alameda	Measure E	\$48/parcel	8yrs	81.0%	PASS
Tahoe-Truckee Joint Unified School District	El Dorado / Nevada / Placer	Measure AA	\$148/parcel	9yrs	75.4%	PASS
Martinez Unified School District	Contra Costa	Measure Q	\$75/parcel	5yrs	74.1%	PASS
Culver City Unified School District	Los Angeles	Measure K	\$189/parcel	7yrs	73.5%	PASS
San Leandro Unified School District	Alameda	Measure I	\$39+/parcel	none	72.9%	PASS
Tamalpais Union High School District	Marin	Measure J	\$149/parcel	4yrs	71.9%	PASS
Evergreen Elementary School District	Santa Clara	Measure EE	\$125/parcel	7yrs	68.7%	PASS
Scotts Valley Unified School District	Santa Cruz	Measure A	\$108/parcel	5yrs	67.7%	PASS
Jefferson Union High School District	San Mateo	Measure Y	\$58/parcel	10yrs	64.7%	FAIL
San Mateo-Foster City School District	San Mateo	Measure V	\$298/parcel	9yrs	64.6%	FAIL
Soquel Union Elementary School District	Santa Cruz	Measure B	\$96/parcel	6yrs	63.2%	FAIL
Burbank Unified School District	Los Angeles	Measure QS	\$0.10/sf	none	61.7%	FAIL
Buellton Union School District	Santa Barbara	Measure A	\$99/parcel	8yrs	60.4%	FAIL

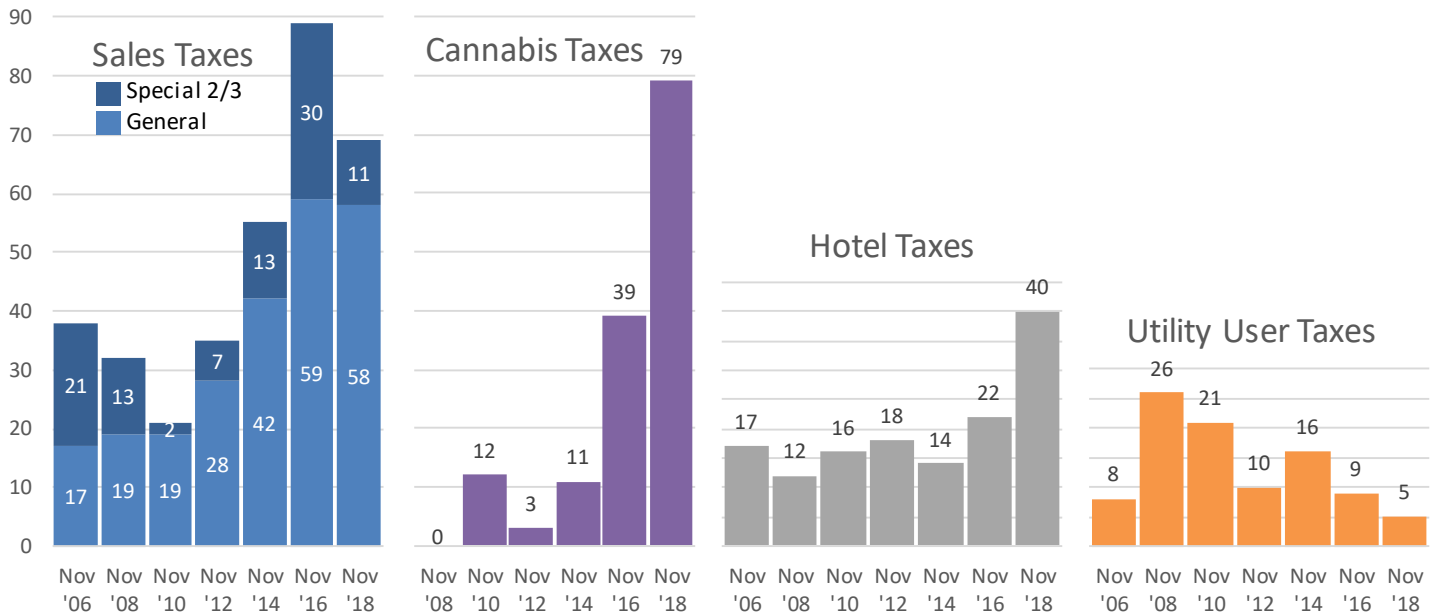
Some Historical Context

The number of local tax and bond measures (386) and the success rate (79%) is exceeded only by the November 2016 election.

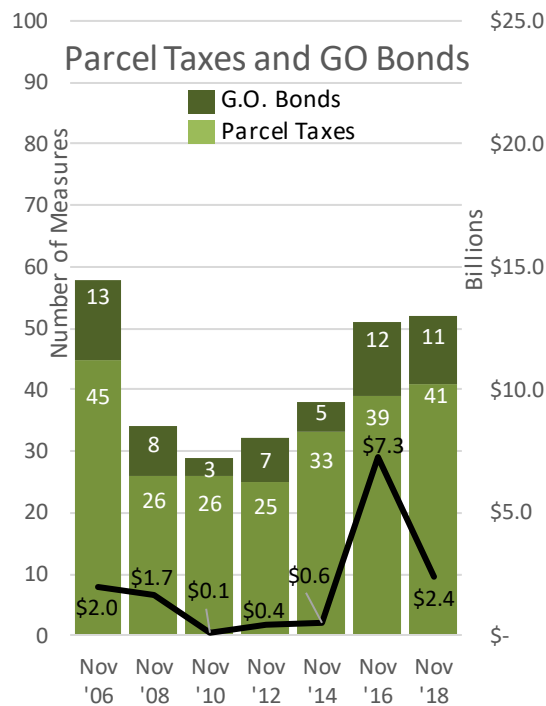


Over the last 7 presidential and gubernatorial elections since 2006, California local governments have turned more to sales taxes, cannabis taxes and hotel taxes and away from utility user taxes. Voters appear to agree with this, approving these taxes at higher levels than utility user taxes.

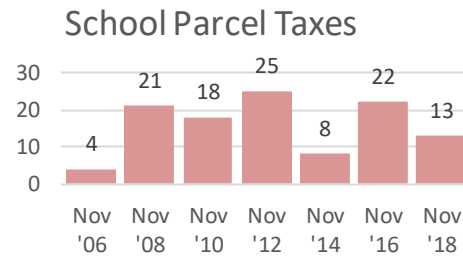
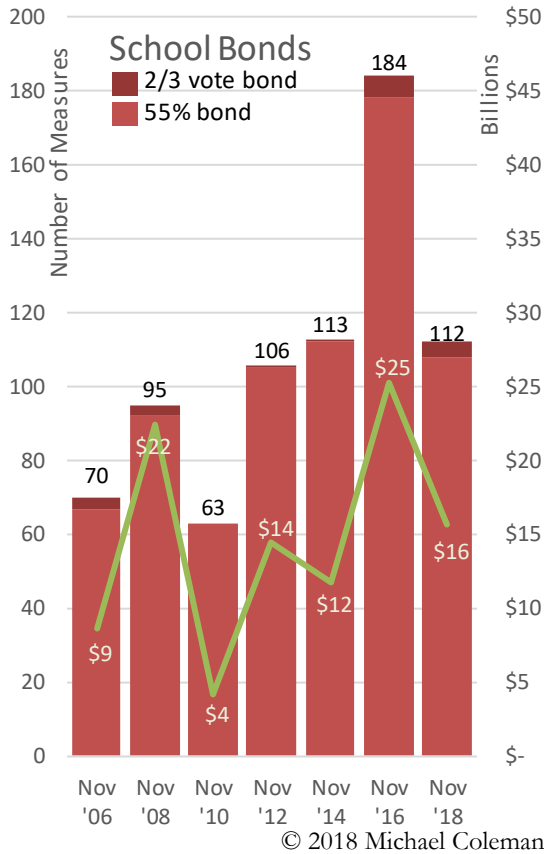
Proposed Local Tax and Bond Measures



© 2018 Michael Coleman



© 2018 Michael Coleman



Local Revenue Measures in California Passed/Proposed

Gubernatorial and Presidential Elections

preliminary

	Nov2006	Nov2008	Nov2010	Nov2012	Nov2014	Nov2016	Nov2018
City General Tax (Majority Vote)	31/43	40/56	44/67	48/60	62/88	102/120	151/167
County General Tax (Majority Vote)	2/5	5/9	6/12	4/6	2/6	12/15	15/19
City SpecialTax, GObond (2/3 Vote)	18/34	11/21	7/11	5/15	14/23	19/33	20/33
County SpecialTax, GObond (2/3 Vote)	5/13	7/12	0/3	7/12	4/9	10/23	5/9
Special District 2/3 vote	19/35	10/19	6/17	7/16	10/21	21/33	14/32
School ParcelTax 2/3 vote	2/4	17/21	2/18	16/25	8/8	17/22	9/14
School Bond 2/3 vote	0/3	2/3	0/0	1/1	0/1	2/6	2/5
School Bond 55% vote	55/67	85/92	47/63	90/105	91/112	172/178	88/107
Total	132/204	177/233	112/191	178/240	191/268	355/430	304/386

Other Measures of Note

There were a wide variety of other local measures on ballots concerning a wide variety of community issues including government restructuring and land use development.

Appointed Rather than Elected City Clerks, Treasurers ✓

California cities may choose by citizen vote to make the city treasurer and city clerk positions elected or appointed by the city council. Voters in twelve cities considered moving from elected clerk or treasurer to appointed. Seven cities approved a change. The measures in the small town of Fort Jones are likely to pass when all votes are tabulated.

<u>City</u>	<u>County</u>			<u>YES%</u>		
Capitola	Santa Cruz	Measure K	Appoint Treasurer	63.6%	PASS	
Westmorland	Imperial	Measure D	Appoint Clerk	62.9%	PASS	
Westmorland	Imperial	Measure E	Appoint Treasurer	60.8%	PASS	
Morgan Hill	Santa Clara	Measure J	Appoint Clerk	60.8%	PASS	
El Paso De Robles	San Luis Obispo	Measure H	Appoint Clerk	53.7%	PASS	
Belmont	San Mateo	Measure CC	Appoint Clerk	53.4%	PASS	
Belmont	San Mateo	Measure WW	Appoint Treasurer	51.2%	PASS	CLOSE
Imperial	Imperial	Measure H	Appoint Treasurer	50.8%	PASS	CLOSE
Fort Jones	Siskiyou	Measure N	Appoint Treasurer	50.0%	FAIL	CLOSE
Fort Jones	Siskiyou	Measure M	Appoint Clerk	49.2%	FAIL	CLOSE
Galt	Sacramento	Measure G	Appoint Clerk	49.3%	FAIL	CLOSE
Ceres	Stanislaus	Measure X	Appoint Treasurer	35.5%	FAIL	
West Covina	Los Angeles	Measure V	Appoint Clerk (mgr)	32.0%	FAIL	
West Covina	Los Angeles	Measure T	Appoint Treasurer (mgr)	27.1%	FAIL	
Atwater	Merced	Measure B	Appoint Clerk	28.7%	FAIL	
Alturas	Modoc	Measure K	Appoint Clerk	25.9%	FAIL	
Alturas	Modoc	Measure J	Appoint Treasurer	24.8%	FAIL	

Initiative to Repeal Taxes ✓

Voters in South Pasadena resoundingly rejected an initiative to repeal the city's 7.5% to 8% Utility Users Tax on telecommunications, electric, gas, video, and water.

Tax and Fee Initiative to Repeal or Revise

<u>Agency Name</u>	<u>County</u>	<u>Proposal</u>	<u>YES%</u>
South Pasadena INIT	Los Angeles	Measure N Shall an Ordinance be adopted repealing the City of South Pasadena's Utility Users Tax in its entirety, thereby eliminating \$3.4 million of locally controlled revenue from the City's general fund budget which is used to fund police and fire services, street improvement and maintenance programs, library services and park and recreation programs for youth and seniors?	21.3% FAIL

District Elections ✓

Voters in three cities decided to move from council members elected citywide at large to by district, a change intended to increase diversity among city council members. Voters in San Clemente turned down an initiative election-by-district proposal.

<u>City</u>	<u>County</u>	<u>Proposal</u>	<u>YES%</u>
Santa Barbara	Santa Barbara	Measure C Shall the City Charter be amended to reflect the City's court-ordered switch to district elections, with six Council districts and the Mayor elected citywide, and including new special election requirements for Council and Mayoral vacancies?	75.2% PASS
Santa Clara	Santa Clara	Measure N Shall the City of Santa Clara engage the voters in a public process to draft a Charter Amendment ballot measure to elect its Council Members, other than the Mayor, by district?	68.7% PASS
Colton	San Bernardino	Measure R Starting with the November 8, 2022 election, shall the Colton City Council be reduced in number from 6 members with an at-large Mayor to 4 members with an at-large Mayor, and shall members of the Colton City Council be elected by 4 districts as described in Ordinance No. O-09-18, which the Mayor of the City of Colton being elected on a citywide basis by the voters of the entire City?	54.2% PASS
San Clemente INIT	Orange	Measure V Shall the ordinance be adopted to change the manner in which City Council members are elected from "at large" to "by district," to establish a task force to recommend district boundaries, and to require a special election if the City Council does not adopt the task force's recommendation?	29.2% FAIL

For more information: Michael Coleman 530-758-3952. coleman@muniwest.com



rev 7Nov 22:30