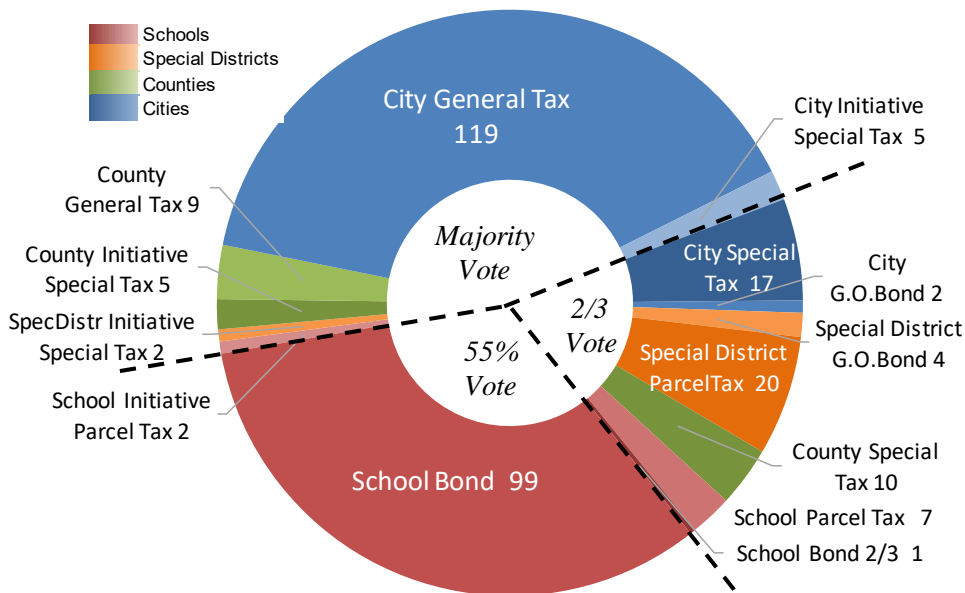


Local Revenue Measure Results November 2022

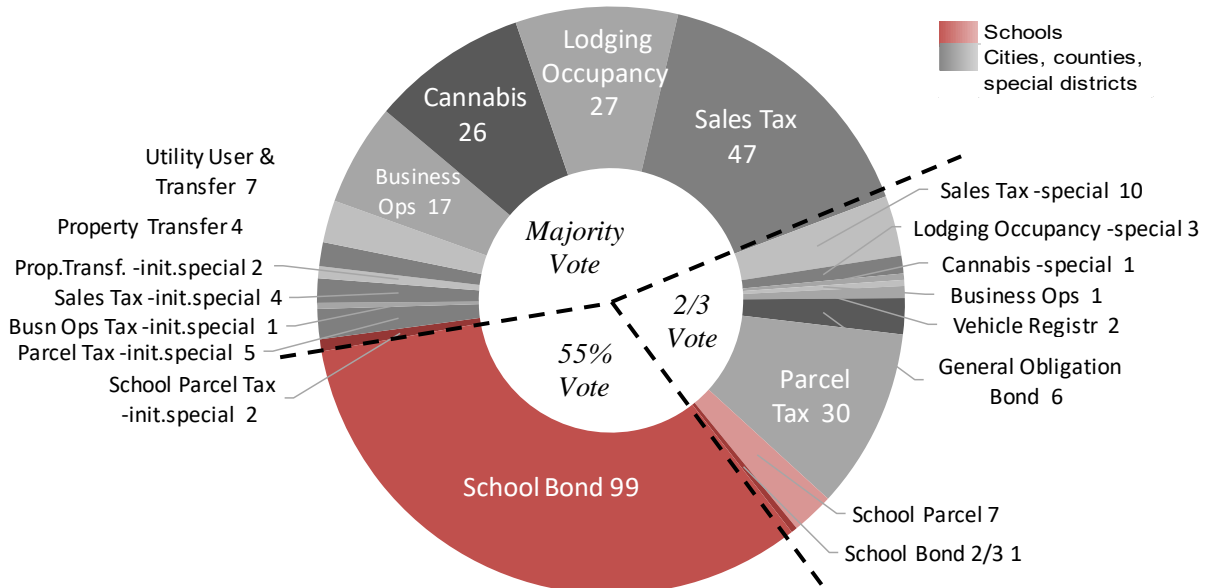
There were over 470 measures on local ballots in California for the November 8, 2022 election including 302 local tax and bond measures.

Nearly half of these measures (143) were proposed by or for cities ●. There were also 24 county ●, 26 special district ● and 109 school ● tax or bond measures. These include 61 measures to increase local sales taxes, 42 parcel taxes, 30 lodging occupancy tax increases, and 27 taxes on cannabis.

Proposed Local Revenue Measures November 2022



© 2022 Michael Coleman



© 2022 Michael Coleman

There were six city, county and special district general obligation bond measures seeking a total of \$1.6 billion in facility improvements for community infrastructure improvements including hospitals, libraries and parks.

Among the school measures were 100 bond measures seeking a total of \$22.5 billion in school facility improvement funding. There were 9 measures to increase or extend (renew) school parcel taxes.

Overall Passage Rates

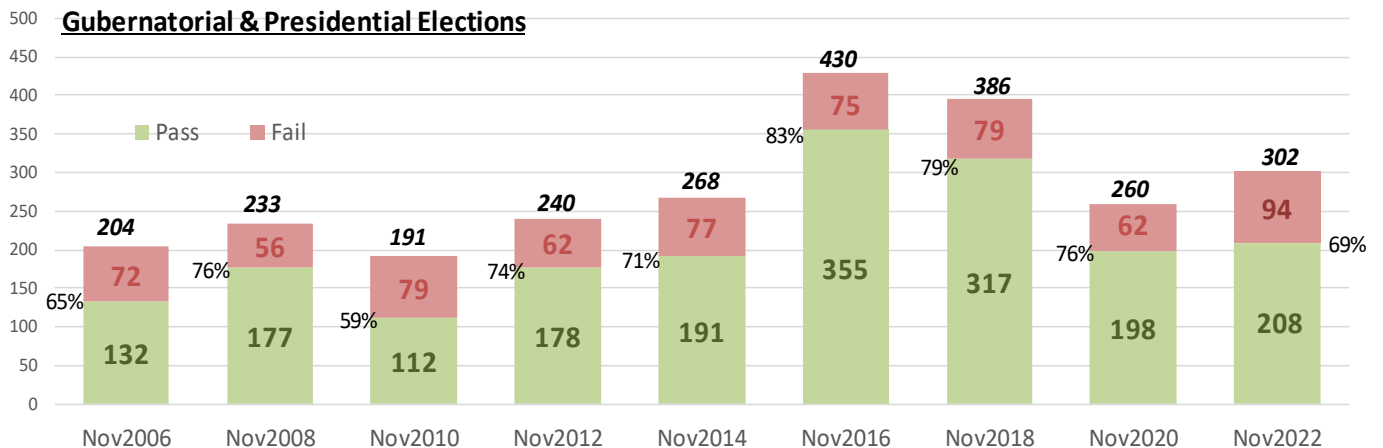
With all votes now tallied, 208 of the 302 tax and bond measures have passed. Local tax measures passed in similar proportions to prior general presidential and gubernatorial elections in California, with the exception that school bonds fared a bit worse (71 percent passing versus 80 percent historical). The overall 69% passage rate is noticeably lower than the last few election cycles.

Local Revenue Measures November 2022

	Total	Pass	Passing ¹
City General Tax (Majority Vote)	119	98	82%
County General Tax (Majority Vote)	9	4	44%
City Initiative Special Tax -MajorityVote*	5	4	80%
County Init. Special Tax -Majority Vote*	5	2	40%
SpecDistrict Init. Tax -Majority Vote*	2	1	50%
City SpecialTax or G.O.bond (2/3 Vote)	19	10	53%
County Spec. Tax, G.O.bond (2/3 Vote)	10	4	40%
SpecDistrict Tax, G.O.bond (2/3 Vote)	24	9	38%
School ParcelTax (2/3 vote)	7	5	71%
School Init. Parcel Tax -Majority Vote*	2	0	0%
School Bond 2/3 vote	1	0	0%
School Bond 55% vote	99	71	72%
Total	302	208	69%

California Local Tax and Bond Measures

Gubernatorial & Presidential Elections

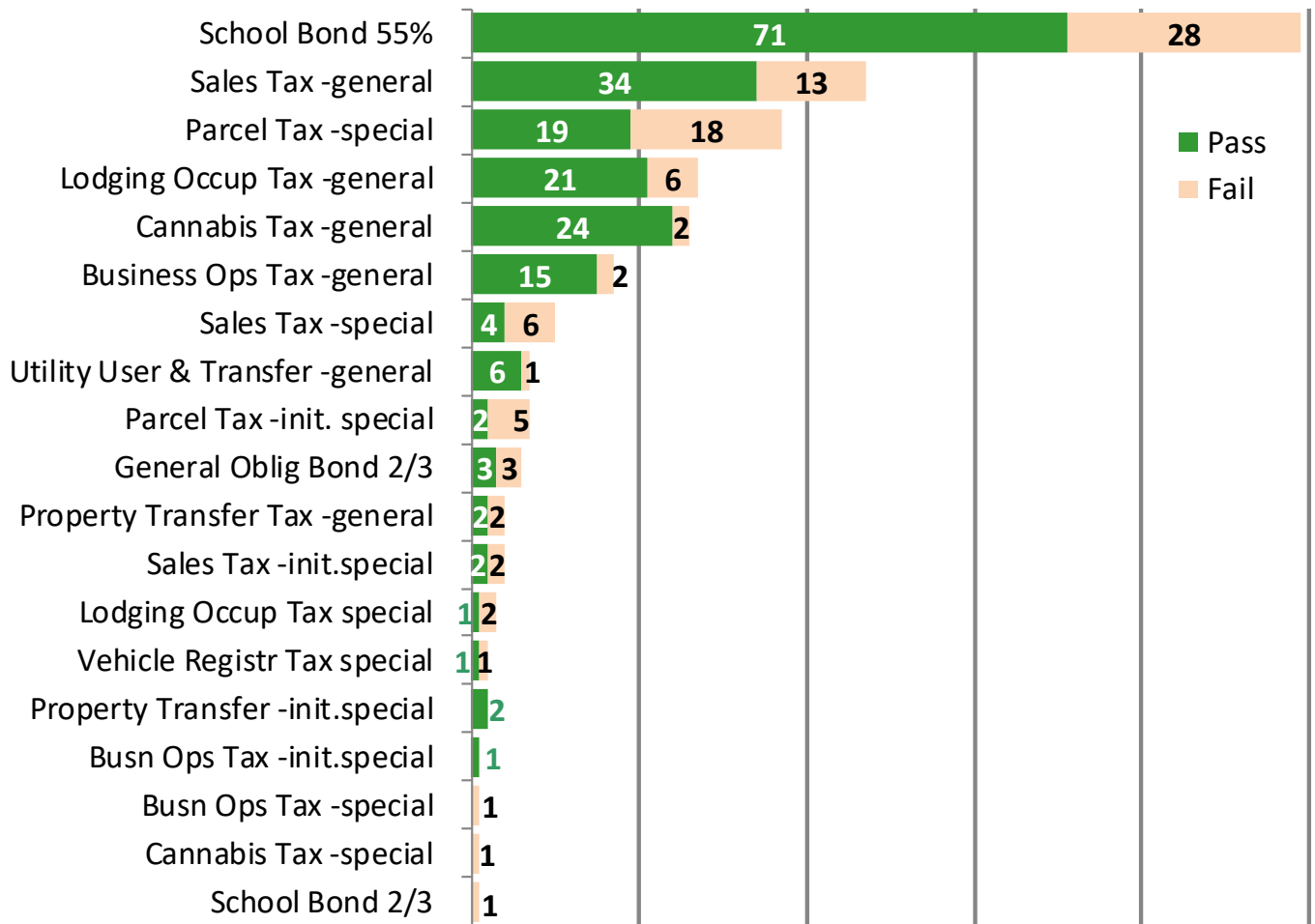


©2022 Michael Coleman

Measure Outcome by Category

School bonds are the most common local tax measure in these elections. In this election, a third of the measures were school bonds, each requiring 55 percent voter approval. But there were 127 city or county general purpose majority vote tax measures (sales taxes, business operations taxes, lodging occupancy taxes, etc.) with an overall 80 percent passage rate. Special taxes, requiring two-thirds voter approval, fared worse with just 44 percent passing.

Passing and Failing Measures by Type November 2022

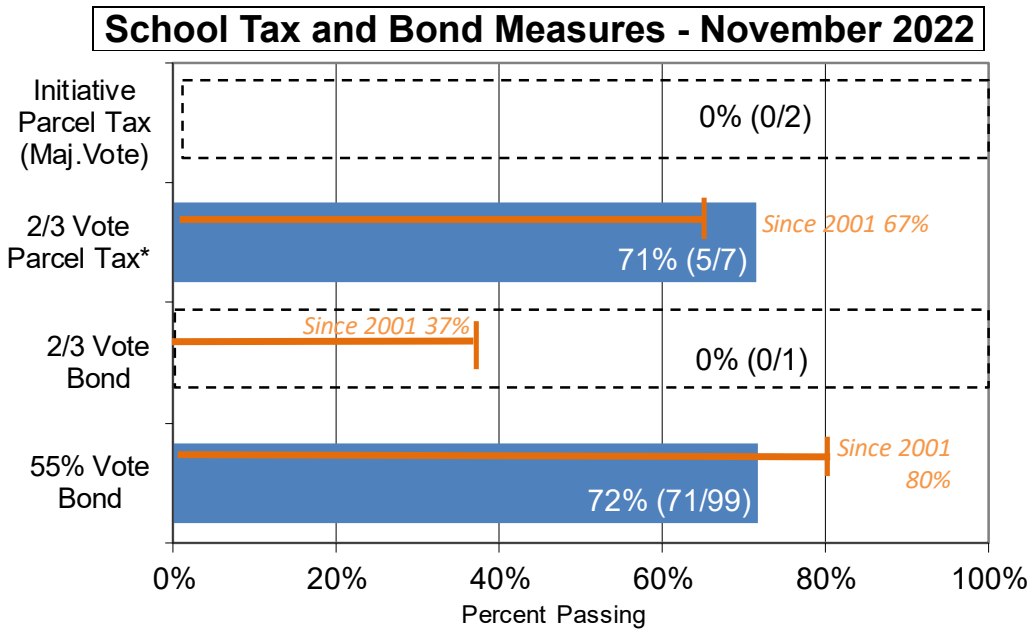


Includes city, county, special district and school measures

A "general tax" requires majority approval, a "special tax" requires 2/3 approval, an "initiative special tax" requires majority approval.

School Measures

There were 100 school bond measures this election, all but one requiring 55% voter approval. Overall, statewide, school bond measure success appears to be down from recent general elections. Seventy-one measures passed. Of the \$22.4 billion proposed, \$20.5 billion was approved, including \$5.3 billion for Los Angeles Community College District, \$3.2 billion for San Diego Unified School District, and \$1.7 billion for Long Beach Unified School District.



School Bonds ✓

School Bond Measures - 55% voter approval

School District	County	Measure	Amount	Tax Rate	YES%	NO%	
Horicon School District	Sonoma	Measure E	\$ 10,400,000	\$30/\$100k	75.2%	24.8%	PASS
Mupu Elementary SD	Ventura	Measure J	\$ 800,000	\$30/\$100k	73.9%	26.1%	PASS
Mupu Elementary SD	Ventura	Measure K	\$ 800,000	\$30/\$100k	72.7%	27.3%	PASS
Alum Rock Union SD	Santa Clara	Measure S	\$ 71,500,000	\$20/\$100k	71.2%	28.8%	PASS
Santa Rosa City Elementary SD	Sonoma	Measure G	\$ 125,000,000	\$30/\$100k	70.9%	29.1%	PASS
Stockton Unified SD	San Joaquin	Measure C	\$ 215,000,000	\$50/\$100k	70.5%	29.5%	PASS
Santa Cruz City Elementary SD	Santa Cruz	Measure L	\$ 122,000,000	\$30/\$100k	70.3%	29.7%	PASS
Compton Unified SD	Los Angeles	Measure N	\$ 350,000,000	\$60/\$100k	70.3%	29.7%	PASS
Pasadena City Community College	Los Angeles	Measure PCC	\$ 565,000,000	\$20/\$100k	70.1%	29.9%	PASS
Guadalupe Union SD	Santa Barbara	Measure V	\$ 8,500,000	\$30/\$100k	70.1%	29.9%	PASS
Orange Center SD	Fresno	Measure D	\$ 6,000,000	\$30/\$100k	69.6%	30.4%	PASS
Lemon Grove SD	San Diego	Measure Q	\$ 27,000,000	\$30/\$100k	69.4%	30.6%	PASS
Rialto Unified SD	San Bernardino	Measure A	\$ 340,000,000	\$60/\$100k	69.2%	30.8%	PASS
Campbell Union SD	Santa Clara	Measure T	\$ 96,000,000	\$30/\$100k	69.1%	30.9%	PASS
Farmersville Unified SD	Tulare	Measure Z	\$ 8,600,000	\$60/\$100k	68.4%	31.6%	PASS
Guadalupe Union SD	Santa Barbara	Measure W	\$ 849,000	\$30/\$100k	68.0%	32.0%	PASS
Planada Elementary SD	Merced	Measure A	\$ 3,100,000	\$30/\$100k	67.0%	33.1%	PASS

School Bond Measures - 55% voter approval

School District	County	Measure	Amount	Tax Rate	YES%	NO%	
East Side Union High SD	Santa Clara	Measure N	\$ 572,000,000	\$30/\$100k	66.6%	33.4%	PASS
Kenwood School District	Sonoma	Measure F	\$ 17,000,000	\$30/\$100k	66.6%	33.4%	PASS
Forestville Union SD	Sonoma	Measure D	\$ 6,500,000	\$20/\$100k	66.5%	33.5%	PASS
Santa Cruz City High SD	Santa Cruz	Measure K	\$ 249,000,000	\$30/\$100k	66.1%	33.9%	PASS
Santa Rosa City High SD	Sonoma	Measure C	\$ 398,000,000	\$30/\$100k	66.0%	34.0%	PASS
Napa Valley Unified SD	Napa	Measure A2	\$ 25,000,000	\$20/\$100k	65.7%	34.3%	PASS
San Diego Unified SD	San Diego	Measure U	\$ 3,200,000,000	\$60/\$100k	65.3%	34.7%	PASS
Oak Grove SD	Santa Clara	Measure P	\$ 236,000,000	\$30/\$100k	64.9%	35.1%	PASS
Eastside Union SD	Los Angeles	Measure ES	\$ 23,000,000	\$30/\$100k	63.8%	36.2%	PASS
South San Francisco Unified SD	San Mateo	Measure T	\$ 436,000,000	\$60/\$100k	63.6%	36.4%	PASS
Las Virgenes Unified SD	Los Angeles / Ven	Measure S	\$ 340,000,000	\$36/\$100k	63.3%	36.7%	PASS
Union SD	Santa Clara	Measure R	\$ 128,000,000	\$20/\$100k	63.0%	37.0%	PASS
Fillmore Unified SD	Ventura	Measure G	\$ 41,600,000	\$50/\$100k	63.0%	37.0%	PASS
San Luis Coastal Unified SD	San Luis Obispo	Measure C	\$ 349,000,000	\$49/\$100k	63.0%	37.0%	PASS
Sequoia Union High SD	San Mateo	Measure W	\$ 591,500,000	\$14/\$100k	63.0%	37.1%	PASS
Lahonda-Pescadero Unified SD	San Mateo	Measure R	\$ 15,000,000	\$60/\$100k	62.9%	37.1%	PASS
Walnut Creek SD	Contra Costa	Measure J	\$ 134,000,000	\$22/\$100k	62.6%	37.4%	PASS
Salinas Elementary SD	Monterey	Measure G	\$ 74,500,000	\$30/\$100k	62.5%	37.5%	PASS
Los Angeles Community College Distr	Los Angeles	Measure LA	\$ 5,300,000,000	\$25/\$100k	62.0%	38.0%	PASS
Twin Rivers Unified School District	Sacramento / Place	Measure J	\$ 120,000,000	\$23/\$100k	62.0%	38.0%	PASS
West Hills Community College District	Fresno, San Benito	Measure K	\$ 25,100,000	\$30/\$100k	61.8%	38.2%	PASS
Edison School District	Kern	Measure G	\$ 3,100,000	\$30/\$100k	61.8%	38.2%	PASS
Rio Elementary School District	Ventura	Measure H	\$ 72,000,000	\$21/\$100k	61.5%	38.5%	PASS
Monrovia Unified SD	Los Angeles	Measure MN	\$ 75,000,000	\$30/\$100k	61.4%	38.6%	PASS
Calistoga Joint Unified SD	Napa / Sonoma	Measure B	\$ 41,000,000	\$35/\$100k	61.3%	38.7%	PASS
Salinas Elementary SD	Monterey	Measure H	\$ 75,000,000	\$30/\$100k	61.1%	38.9%	PASS
Buellton Union SD	Santa Barbara	Measure R	\$ 8,800,000	\$30/\$100k	61.0%	39.0%	PASS
Santa Rita Union SD	Monterey	Measure R	\$ 24,900,000	\$30/\$100k	60.7%	39.4%	PASS
Redwood City SD	San Mateo	Measure S	\$ 298,000,000	\$24/\$100k	60.4%	39.6%	PASS
Patterson Joint Unified SD	Stanislaus / Santa	Measure E	\$ 74,000,000	\$57/\$100k	60.3%	39.7%	PASS
Gridley Unified SD	Butte	Measure J	\$ 16,300,000	\$40/\$100k	60.2%	39.8%	PASS
Long Beach Unified SD	Los Angeles	Measure Q	\$ 1,700,000,000	\$60/\$100k	60.0%	40.0%	PASS
Sunol Glen Unified SD	Alameda	Measure J	\$ 10,900,000	\$52/\$100k	59.9%	40.1%	PASS
Ventura Unified School District	Ventura	Measure E	\$ 434,500,000	\$60/\$100k	59.9%	40.1%	PASS
Imperial Community College District	Imperial	Measure B	\$ 130,000,000	\$30/\$100k	59.4%	40.7%	PASS
Panama Buena Vista SD	Kern	Measure I	\$ 4,000,000	\$30/\$100k	58.2%	41.8%	PASS
El Centro Elementary SD	Imperial	Measure C	\$ 17,505,000	\$25/\$100k	57.8%	42.2%	PASS
El Centro Elementary SD	Imperial	Measure E	\$ 17,495,000	\$25/\$100k	57.7%	42.3%	PASS
Downey Unified SD	Los Angeles	Measure K	\$ 504,000,000	\$50/\$100k	57.6%	42.4%	PASS
Palmdale SD	Los Angeles	Measure PRM	\$ 120,000,000	\$30/\$100k	57.5%	42.5%	PASS
Santa Monica Community College	Los Angeles	Measure SM	\$ 375,000,000	\$25/\$100k	57.4%	42.6%	PASS
Cerritos Community College	Los Angeles	Measure CC	\$ 425,000,000	\$25/\$100k	57.2%	42.8%	PASS
Twin Rivers Unified School District	Sacramento	Measure K	\$ 150,000,000	\$37/\$100k	56.7%	43.3%	PASS

School Bond Measures - 55% voter approval

School District	County	Measure	Amount	Tax Rate	YES%	NO%	
Selma Unified SD	Fresno	Measure L	\$ 36,000,000	\$60/\$100k	56.6%	43.4%	PASS
Pleasanton Unified SD	Alameda	Measure I	\$ 395,000,000	\$49/\$100k	56.6%	43.4%	PASS
Oxnard School District	Ventura	Measure I	\$ 215,000,000	\$30/\$100k	56.6%	43.4%	PASS
Wheatland Union High SD SFID1	Yuba	Measure P	\$ 16,000,000	\$30/\$100k	56.5%	43.5%	PASS
Wisburn Unified SD	Los Angeles	Measure EE	\$ 98,000,000	\$30/\$100k	56.4%	43.6%	PASS
Alvord Unified SD	Riverside	Measure J	\$ 248,000,000	\$60/\$100k	56.3%	43.7%	PASS
Modesto City SD	Stanislaus	Measure L	\$ 198,000,000	\$29/\$100k	56.2%	43.8%	PASS
College of the Sequoias	Tulare	Measure C	\$ 95,000,000	\$13/\$100k	55.8%	44.2%	PASS
Kern High School District	Kern	Measure E	\$ 160,000,000	\$19/\$100k	55.8%	44.2%	PASS
Fairfield/Suisun Unified SD	Solano / Napa	Measure S	\$ 249,600,000	\$40/\$100k	55.0%	45.0%	PASS
Coalinga-Huron Unified SD	Fresno	Measure X	\$ 39,200,000	\$46/\$100k	55.2%	44.8%	PASS
Napa Valley Unified SD	Napa	Measure A1	\$ 200,000,000	\$20/\$100k	54.4%	45.6%	FAIL
Washington Union SD	Monterey	Measure K	\$ 13,500,000	\$18/\$100k	54.3%	45.7%	FAIL
Lake Tahoe Unified SD	El Dorado	Measure K	\$ 107,000,000	\$35/\$100k	54.3%	45.7%	FAIL
Waterford Unified SD	Stanislaus	Measure J	\$ 5,570,000	\$30/\$100k	54.0%	46.0%	FAIL
Lompoc Union SD	Santa Barbara	Measure A	\$ 125,000,000	\$30/\$100k	53.7%	46.3%	FAIL
Mark Twain Union Elementary SD	Calaveras	Measure E	\$ 9,300,000	19.50/\$100k	53.6%	46.4%	FAIL
Capistrano Unified SD SFID#3	Orange	Measure G	\$ 114,000,000	\$40/\$100k	53.4%	46.6%	FAIL
Martinez Unified SD	Contra Costa	Measure K	\$ 9,000,000	\$39/\$100k	52.6%	47.4%	FAIL
Imperial Unified School District	Imperial	Measure D	\$ 50,000,000	\$49/\$100k	52.6%	47.4%	FAIL
College School District	Santa Barbara	Measure Y	\$ 23,000,000	\$30/\$100k	52.0%	48.0%	FAIL
Esparto Unified SD	Yolo	Measure L	\$ 19,900,000	\$60/\$100k	51.8%	48.2%	FAIL
Red Bluff Union Elementary SD	Tehama	Measure F	\$ 14,100,000	\$23/\$100k	51.0%	49.0%	FAIL
Elverta Joint Elementary SD	Sacramento / Placer	Measure P	\$ 4,000,000	\$30/\$100k	50.8%	49.2%	FAIL
Fruitvale SD	Kern	Measure H	\$ 23,000,000	\$30/\$100k	50.8%	49.2%	FAIL
Ferndale Unified School District	Humboldt	Measure Q	\$ 7,700,000	\$60/\$100k	50.6%	49.4%	FAIL
Black Oak Mine Unified SD	El Dorado	Measure Q	\$ 28,900,000	\$39/\$100k	50.6%	49.4%	FAIL
Livermore Valley Joint Unified SD	Alameda / Contra C	Measure G	\$ 450,000,000	\$60/\$100k	50.3%	49.7%	FAIL
Travis Unified SD	Solano	Measure M	\$ 64,000,000	\$60/\$100k	50.0%	50.0%	FAIL
Calaveras Unified SD	Calaveras	Measure B	\$ 39,300,000	\$50/\$100k	49.6%	50.4%	FAIL
West Hills Community College District	Fresno, Kings, Sar	Measure J	\$ 8,600,000	\$10/\$100k	47.9%	52.1%	FAIL
Wheatland Union High SD SFID2	Yuba	Measure Q	\$ 8,700,000	\$30/\$100k	47.2%	52.8%	FAIL
Sundale Union Elementary School	Tulare	Measure W	\$ 3,800,000	\$30/\$100k	46.4%	53.6%	FAIL
Auburn Union SD	Placer	Measure E	\$ 45,000,000	\$28/\$100k	44.3%	55.7%	FAIL
Sundale Union Elementary School	Tulare	Measure X	\$ 4,000,000	\$30/\$100k	43.7%	56.3%	FAIL
Vacaville Unified SD	Solano	Measure Q	\$ 229,500,000	\$45/\$100k	43.5%	56.5%	FAIL
Amador County Unified SD	Amador	Measure H	\$ 64,000,000	\$50/\$100k	43.5%	56.5%	FAIL
Western Placer Unified SD	Placer	Measure G	\$ 185,000,000	\$54/\$100k	42.1%	58.0%	FAIL
Kings River-Hardwick Elementary SD	Kings	Measure K	\$ 4,000,000	\$30/\$100k	41.3%	58.7%	FAIL

School Bond Measures - Two-Thirds Vote

Agency Name	County	Measure	Amount	Tax Rate	YES%	NO%	
Plumas Lake Elementary SD	Yuba	Measure R	\$ 45,000,000	\$60/\$100k	56.2%	43.8%	FAIL

The passage rates this election may reflect somewhat of a darker mood among the electorate. This doesn't obviously appear in the results for majority vote tax measures but is more apparent among school bonds and special taxes with higher thresholds for passage. Still, \$21.5 billion of general obligation bond approvals (\$20.6 billion school, \$924,000 other) is the biggest since the November 2016 election.

School Bonds in California - Presidential and Gubernatorial

	<u>Nov 2012</u>	<u>Nov 2014</u>	<u>Nov 2016</u>	<u>Nov 2018</u>	<u>Nov 2020</u>	<u>Nov 2022</u>
Approved	\$ 13.279	\$ 9.782	\$ 23.236	\$ 15.047	\$ 12.168	\$ 20.505
Requested	\$ 14.429	\$ 11.775	\$ 25.314	\$ 15.704	\$ 13.383	\$ 22.404

School Parcel Taxes ✓

There were just nine school parcel tax measures. Typically, parcel taxes require two-thirds voter approval. But recent court decisions allow for parcel taxes and other special (earmarked) taxes to be approved by majority vote if the measure is placed on the ballot through a citizen initiative. Two of the parcel taxes were citizen initiatives but neither achieved majority approval. Among the nine conventional two-thirds vote school parcel tax measures, seven were extensions of existing taxes. Those all passed. The two new school parcel taxes failed.

School Parcel Taxes - 2/3 voter approval

<u>Agency Name</u>	<u>County</u>	<u>Measure</u>	<u>Rate</u>		<u>Sunset</u>	<u>YES%</u>	<u>NO%</u>	
Oakland Unified SD	Alameda	Measure H	\$120+/parcel	extend	14yrs	80.9%	19.1%	PASS
Ross Elementary SD	Marin	Measure C	\$1550+/parcel	extend	10yrs	78.6%	21.4%	PASS
Hope School District	Santa Barbara	Measure S	\$79/parcel	extend	5yrs	76.2%	23.8%	PASS
Campbell Union High SD	Santa Clara	Measure O	\$85/parcel	extend	10yrs	75.9%	24.1%	PASS
Bayshore Elementary SD	San Mateo	Measure M	\$96+/parcel	extend	8yrs	69.7%	30.3%	PASS
Loma Prieta Joint Union SD	Santa Clara / Santa Cruz	Measure M	\$348/parcel	new	8yrs	66.0%	34.0%	FAIL
Cutler-Orosi Joint Unified SD	Fresno / Tulare	Measure V	\$48+/sfu	new	none	50.4%	49.6%	FAIL

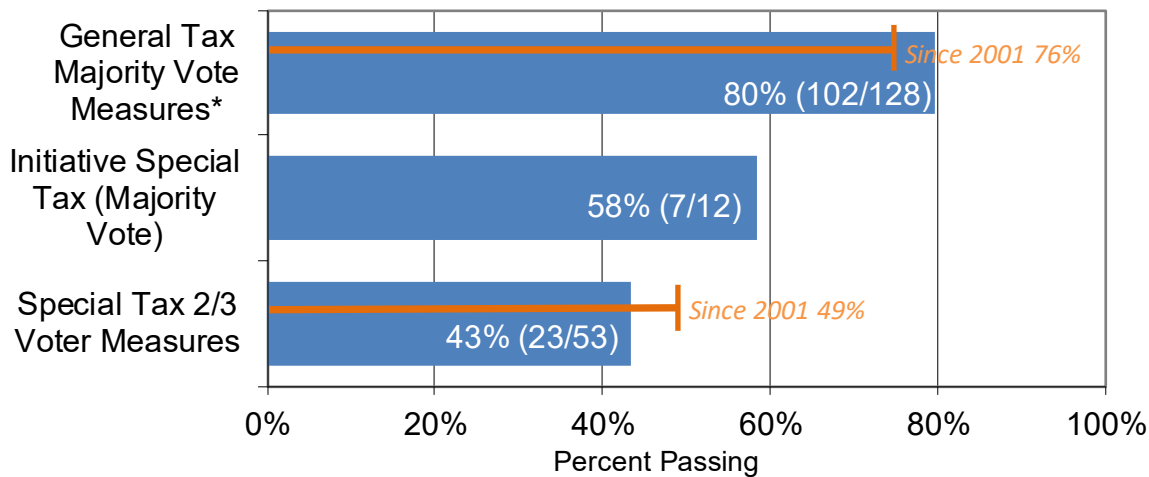
School Initiative Parcel Taxes- majority voter approval

<u>Agency Name</u>	<u>County</u>	<u>Measure</u>	<u>Rate</u>		<u>Sunset</u>	<u>YES%</u>	<u>NO%</u>	
South San Francisco (for Schools)	San Mateo	Measure DD	\$2.50/sf	.	none	47.2%	52.8%	FAIL
San Francisco City College	San Francisco	Measure O	\$150/sfu	.	10yrs	36.7%	63.3%	FAIL

City, County and Special District Measures

Most non-school majority vote general tax measures passed, meeting or surpassing the success of these sorts of measures compared to prior general elections. Of the 128 majority vote tax measures, 102 (80 percent) passed. Among the two-thirds vote city, county and special district special tax and bond measures, less than half passed, a bit lower than historic patterns.

City, County, Special District Tax and Bond Measures – November 2022



Local Add-On Sales Taxes (Transaction and Use Taxes) ✓

Voters in 42 cities and four counties considered general purpose majority vote add-on sales tax rates ranging from 0.25 percent to 1.25 percent. Thirty-two are passing with a couple too close to call.

Transactions and Use Tax (Add-on Sales Tax) - General Tax - Majority Approval

City	County	Measure	Rate	Sunset	YES%	NO%	
San Anselmo	Marin	Measure J	same 1 cent	9yrs	74.6%	25.5%	PASS
Union City	Alameda	Measure Z	same 1/2 cent	9yrs	74.2%	25.8%	PASS
Avenal	Kings	Measure A	1 cent	none	72.5%	27.5%	PASS
Westminster	Orange	Measure Y	same 1 cent	20yrs	70.1%	29.9%	PASS
Sausalito	Marin	Measure L	by 1/2cent to 1cent	none	69.1%	30.9%	PASS
Sand City	Monterey	Measure L	by 1/2cent to 1.5cents	none	68.7%	31.3%	PASS
Colton	San Bernardino	Measure S	1 cent	none	66.8%	33.3%	PASS
Solana Beach	San Diego	Measure S	1 cent	none	66.7%	33.3%	PASS
Walnut Creek	Contra Costa	Measure O	1/2 cent	10yrs	65.0%	35.0%	PASS
Goleta	Santa Barbara	Measure B	1 cent	none	64.7%	35.3%	PASS
Watsonville	Santa Cruz	Measure R	1/2 cent	none	64.4%	35.6%	PASS
Brisbane	San Mateo	Measure U	1/2 cent	none	63.9%	36.1%	PASS
Solvang	Santa Barbara	Measure U	1 cent	none	63.1%	36.9%	PASS

Transactions and Use Tax (Add-on Sales Tax) - General Tax - Majority Approval

<u>City</u>	<u>County</u>	<u>Measure</u>	<u>Rate</u>	<u>incr/ex</u>	<u>Sunset</u>	<u>YES%</u>	<u>NO%</u>	
Modesto	Stanislaus	Measure H	1 cent		none	62.8%	37.2%	PASS
McFarland	Kern	Measure M	1 cent		none	62.2%	37.8%	PASS
Larkspur	Marin	Measure G	1/4 cent		none	59.4%	40.6%	PASS
Pacifica	San Mateo	Measure Y	1/2 cent		9yrs	59.3%	40.7%	PASS
Monterey Park	Los Angeles	Measure MP	3/4 cent		none	58.5%	41.5%	PASS
Sonora	Tuolumne	Measure Y	1 cent		20yrs	58.3%	41.7%	PASS
Baldwin Park	Los Angeles	Measure BP	3/4 cent		none	58.1%	41.9%	PASS
Hemet	Riverside	Measure H	same 1 cent		none	58.0%	42.0%	PASS
Mendota	Fresno	Measure H	1.25 cent		none	57.2%	42.8%	PASS
Tehachapi	Kern	Measure S	1 cent		none	57.2%	42.8%	PASS
Blue Lake	Humboldt	Measure R	1 cent		none	55.4%	44.6%	PASS
County of Mendocino	(countywide)	Measure P	1/4 cent		10 yrs	55.3%	44.7%	PASS
Vallejo	Solano	Measure P	7/8 cent		none	54.7%	45.3%	PASS
Elk Grove	Sacramento	Measure E	1 cent		none	54.1%	45.9%	PASS
Ridgecrest	Kern	Measure P	1 cent		9yrs	54.1%	46.0%	PASS
Rio Dell	Humboldt	Measure O	3/4cent (was 1cent)		none	53.3%	46.7%	PASS
Ontario	San Bernardino	Measure Q	1 cent		none	53.2%	46.8%	PASS
Malibu	Los Angeles	Measure MC	1/2 cent		none	52.6%	47.4%	PASS
Chico	Butte	Measure H	1 cent		none	52.4%	47.6%	PASS
Galt	Sacramento	Measure Q	1 cent		none	52.4%	47.6%	PASS
County of Kern unincorporated areas		Measure K	1 cent		none	50.8%	49.2%	PASS
Escondido	San Diego	Measure E	3/4 cent		15yrs	49.4%	50.6%	FAIL
Benicia	Solano	Measure R	3/4 cent		none	48.9%	51.1%	FAIL
County of Nevada	Nevada	Measure V	1/2 cent		10yrs	48.6%	51.4%	FAIL
County of Sutter	Sutter	Measure A	1 cent		9yrs	48.3%	51.7%	FAIL
Williams	Colusa	Measure C	1/2 cent		none	47.7%	52.4%	FAIL
Arroyo Grande	San Luis Obispo	Measure D	1 cent		none	47.4%	52.6%	FAIL
King City	Monterey	Measure I	by 1/2cent to 1.5cents		10yrs	47.2%	52.8%	FAIL
County of Solano	Solano	Measure E	1/8 cent		none	45.9%	54.1%	FAIL
Gonzales	Monterey	Measure P	same 1 cent		20yrs to 2064	45.3%	54.7%	FAIL
Hermosa Beach	Los Angeles	Measure B	3/4 cent		none	44.6%	55.4%	FAIL
Upland	San Bernardino	Measure L	1 cent		none	44.5%	55.5%	FAIL
Dixon	Solano	Measure D	1 cent		none	44.0%	56.1%	FAIL
El Cajon	San Diego	Measure P	by 1/2cent to 1cent		none	39.3%	60.7%	FAIL

There were ten add-on sales tax measures earmarked for specific purposes including five extensions of previously approved rates. Three of these extensions were countywide measures for transportation improvements. Six measures, all in more rural locations, could not achieve the two-thirds vote threshold required for special tax increases.

Transactions and Use Tax (Add-on Sales Tax) - Special Tax - Two-Thirds Approval

<u>Agency</u>	<u>County</u>		<u>Rate</u>	<u>Sunset</u>	<u>Use</u>	<u>YES%</u>	<u>NO%</u>	
Atwater	Merced	Measure B	same 1 cent	none	police/fire	73.7%	26.3%	PASS
Santa Rosa	Sonoma	Measure H	same 1/4 cent	20yrs	police / fire	72.8%	27.2%	PASS
San Francisco	San Francisco	Proposition L	same 1/2 cent	30yrs	transportation	71.8%	28.2%	PASS
County of Colusa		Measure A	1/2 cent	none	EMS	69.4%	30.6%	PASS
Ferndale	Humboldt	Measure N	3/4 cent	to Mar 31, 2031	police/fire	60.4%	39.6%	FAIL
Fresno	Fresno	Measure M	1/8 cent	20yrs	veterans	59.2%	40.8%	FAIL
County of Fresno		Measure C	same 1/2 cent	10yrs	transportation	58.0%	42.0%	FAIL
County of Madera		Measure T	same 1/2 cent	none	transportation	52.3%	47.7%	FAIL
Colusa	Colusa	Measure B	1 cent	4rs	police/fire/ems, streets	52.3%	47.7%	FAIL
County of Tuolumne		Measure X	1 cent	10yrs	sheriff, fire, roads	48.0%	52.0%	FAIL

There were also four special sales tax measures qualified through citizen initiative. Under recent court rulings, these measures only required majority voter approval for passage. Mendocino County’s library tax and Sacramento County’s transportation renewal passed, but measures in Calaveras and Fresno failed.

Transactions and Use Tax (Add-on Sales Tax) - Initiative Special Tax - Majority Approval

<u>Agency</u>		<u>Rate</u>	<u>Sunset</u>	<u>Use</u>	<u>YES%</u>	<u>NO%</u>	
County of Mendocino	Measure O	1/8 cent then 1/4 cent in 2027	none	library	60.8%	39.2%	PASS
County of Sacramento	Measure A	same 1/2 cent	40yrs	transportation	55.3%	44.7%	PASS
County of Calaveras	Measure A	1 cent	none	fire	49.4%	50.6%	FAIL
County of Fresno (for CSU)	Measure E	1/5 cent, 1/40 cent (Reedley)	20yrs	Calif State Univ	46.9%	53.1%	FAIL

Transient (Lodging) Occupancy Taxes ✓

There were 22 measures to increase Transient Occupancy (Lodging) Taxes (TOT), including 20 for general purposes (majority approval) and two two-thirds vote special taxes. The small central valley towns of Farmersville and Tulelake, among the few cities in California not to have a TOT, failed in their proposals for new taxes.

Transient Occupancy Tax Tax Measures: Majority Vote General Use

<u>Agency</u>	<u>County</u>	<u>Rate</u>	<u>Sunset</u>	<u>YES%</u>	<u>NO%</u>	
Santa Cruz	Santa Cruz	Measure P by 1% to 12%, by 3%	none	80.3%	19.7%	PASS
Belmont	San Mateo	Measure K by 2% to 14%	none	79.3%	20.7%	PASS
Trinidad	Humboldt	Measure P by 4% to 12%	none	77.6%	22.5%	PASS
Millbrae	San Mateo	Measure N by 2% to 14%	none	75.8%	24.3%	PASS
Santa Monica	Los Angeles	Measure CS by 1%, 3% home	none	73.7%	26.3%	PASS
Colfax	Placer	Measure B by 2% to 10%	none	73.5%	26.5%	PASS
Roseville	Placer	Measure C by 4% to 10%	none	73.0%	27.1%	PASS
Yucca Valley	San Bernardino	Measure K by 5% to 12%	none	71.9%	28.1%	PASS
La Palma	Orange	Measure P by 4% to 12%	none	71.1%	28.9%	PASS
Clovis	Fresno	Measure B by 2% to 12%	none	69.7%	30.3%	PASS
Imperial Beach	San Diego	Measure R by 4% to 14%	none	67.4%	32.6%	PASS
Needles	San Bernardino	Measure N to short term rentals	none	65.1%	34.9%	PASS
Kerman	Fresno	Measure G 10%	none	62.3%	37.7%	PASS
El Paso de Robles	San Luis Obispo	Measure F by 1% to 11%	none	61.2%	38.8%	PASS
Rocklin	Placer	Measure F by 2% to 10%	none	59.8%	40.2%	PASS
Anaheim	Orange	Measure J to cover online travel	none	59.2%	40.8%	PASS
Alameda	Alameda	Measure F by 4% to 14%	none	59.2%	40.8%	PASS
Imperial	Imperial	Measure G by 4% to 12%	none	56.2%	43.8%	PASS
Big Bear Lake	San Bernardino	Measure P by 2% to 10%	none	54.4%	45.6%	PASS
Arcadia	Los Angeles	Measure HT by 2% to 12%	none	54.1%	45.9%	PASS
Grand Terrace	San Bernardino	Measure M new 10%	none	51.9%	48.1%	PASS
El Monte	Los Angeles	Measure OT by 4% to 14%	none	49.7%	50.3%	FAIL
Farmersville	Tulare	Measure A 10%	none	49.3%	50.7%	FAIL
Guadalupe	Santa Barbara	Measure Z by 4% to 10%	none	48.2%	51.9%	FAIL
County of Inyo - Unincorporated		Measure Q to short term rentals	none	46.5%	53.5%	FAIL
County of Trinity	Trinity	Measure by 5% to 10%	none	44.9%	55.1%	FAIL
Downey	Los Angeles	Measure D by 4% to 13%	none	35.6%	64.4%	FAIL

There were also three special tax transient occupancy measures in which the proceeds were earmarked for specific purposes and two-thirds voter approval is required for passage. A TOT for the “east slope” area near Lake Tahoe in El Dorado County passed easily, while a lesser increase on the “west slope” area failed. A 1 percent TOT rate proposal in Lompoc likely would have passed easily as a general tax, but by earmarking the tax for police-fire services it failed with 62 percent yes votes.

Transient Occupancy Tax Tax Measures: Two-thirds Vote Special Purpose

<u>City</u>	<u>County</u>	<u>Measure</u>	<u>Rate</u>	<u>Use</u>	<u>YES%</u>	<u>NO%</u>	
County of El Dorado - East Slope Tah		Measure S	by 4% to 14%	streets	81.8%	18.2%	PASS
Lompoc	Santa Barbara	Measure X	by 1% to 11%	police/fire	62.0%	38.0%	FAIL
County of El Dorado - West Slope		Measure R	by 2% to 12%	streets	45.8%	54.2%	FAIL

Utility User Taxes ✓

Voters in four cities approved measures to continue existing utility user taxes for general purposes. A new tax in Banning failed.

Utility User Taxes

<u>City</u>	<u>County</u>		<u>Rate</u>		<u>Sunset</u>	<u>YES%</u>	<u>NO%</u>	
Sebastopol	Sonoma	Measure N	3.75% (same)	extend	none	83.5%	16.5%	PASS
Carson	Los Angeles	Measure UUT	2% electr, gas	extend	none	78.4%	21.6%	PASS
Hercules	Contra Costa	Measure N	8%	extend	none	69.3%	30.8%	PASS
Arcata	Humboldt	Measure L	3% (same)	extend	14yrs	65.6%	34.4%	PASS
Banning	Riverside	Measure I	\$0.015/kwh	.	none	30.0%	70.0%	FAIL

Utility Transfer Taxes ✓

Voters in Santa Clara and Palo Alto authorized the continued transfer of annual revenue from their utilities to support general fund services such as police, fire, paramedics and parks.

Utility Transfer Taxes

<u>City</u>	<u>County</u>		<u>Rate</u>			<u>YES%</u>	<u>NO%</u>	
Santa Clara	Santa Clara	Measure G	5%	extend	none	84.2%	15.8%	PASS
Palo Alto	Santa Clara	Measure L	18% gas	extend	none	77.7%	22.3%	PASS

Business Operations Taxes ✓

Ten cities proposed general revisions and updates of their business operations taxes. All passed.

Business Operations Tax Measures- General Revisions Majority Vote General Use

Agency	County		YES%	NO%	
Pico Rivera	Los Angeles	Measure AB	75.5%	24.5%	PASS
Burlingame	San Mateo	Measure X	75.1%	24.9%	PASS
Tracy	San Joaquin	Measure B	72.6%	27.4%	PASS
Oakland	Alameda	Measure T	71.4%	28.6%	PASS
Palo Alto	Santa Clara	Measure K	67.0%	33.0%	PASS
Santa Ana	Orange	Measure W	64.8%	35.2%	PASS
Culver City	Los Angeles	Measure BL	60.5%	39.5%	PASS
Santa Clara	Santa Clara	Measure H	59.5%	40.5%	PASS
Los Gatos	Santa Clara	Measure J	53.4%	46.7%	PASS
El Segundo	Los Angeles	Measure BT	51.2%	48.8%	PASS

Six other cities had business operation tax proposals targeted to certain types of business activity. These include four measures to tax vacant property. One of these four was San Marino’s special tax, earmarked for police, fire and school services. Had the city made it a general tax, it likely would have passed. But as a special tax, it failed with 56 percent yes vote. A citizen initiative special tax on vacant property in San Francisco got the majority voter approval needed. The proceeds of Proposition M are required to go to affordable housing programs.

Business Operations Tax Measures (other than on cannabis) - Majority Vote General Purpose

Agency	County		Rate	Focus	YES%	NO%	
East Palo Alto	San Mateo	Measure L	2.5% grossRpts Resid Rentals	resid rental property	69.9%	30.1%	PASS
Brisbane	San Mateo	Measure O	\$2.50/rm/day	hotels/overnight	69.2%	30.8%	PASS
Berkeley	Alameda	Measure M	\$3k/vacant unit	vacant property	64.0%	36.0%	PASS
Arcadia	Los Angeles	Measure SW	5% grossRpts	sports betting	63.9%	36.1%	PASS
South Gate	Los Angeles	Measure PD	\$500 plus \$1.94 per ton+	solid waste processing	46.5%	53.5%	FAIL
Santa Cruz	Santa Cruz	Measure N	\$6k/vacant SFU	vacant property	44.2%	55.8%	FAIL

Business Operations Taxes - Two-Thirds Vote Special Purpose

Agency Name	County		Rate	Use	YES%	NO%	
San Marino		Measure Z	\$10,000+ on vacant	vacant property	55.7%	44.3%	FAIL

Business Operations Taxes - Initiative Special

Agency Name	County		Rate	Use	YES%	NO%	
San Francisco		Proposition M	\$2500-\$5000/ vacant resid unit	vacant property	54.5%	45.5%	PASS

Cannabis – Local Excise Taxes ✓

There were 27 measures taxing cannabis, all majority general purpose except in Sacramento County (for the unincorporated area) where the proceeds were earmarked for homeless services. That measure failed, despite getting 54 percent yes votes. Among the general taxes, all passed except two citizen initiative measures that proposed to legalize certain cannabis business activity: Measure X in South El Monte and Measure K in Sausalito.

Cannabis Taxes - Majority Vote General Purpose

<u>Agency</u>	<u>County</u>		<u>Rate</u>	<u>Sunset</u>	<u>YES%</u>	<u>NO%</u>	
El Segundo	Los Angeles	Measure Y	10% Gross Rcpt, \$20/sf cultiv	none	72.8%	27.2%	PASS
Healdsburg	Sonoma	Measure M	8% gross Rcpt	none	72.7%	27.3%	PASS
Pacific Grove	Monterey	Measure N	6% gross Rcpt	none	70.8%	29.2%	PASS
Montclair	San Bernardino	Measure R	7% gross Rcpts	none	70.3%	29.7%	PASS
Hermosa Beach	Los Angeles	Measure T	10% Gross Rcpt, \$20/sf cultiv	none	67.6%	32.4%	PASS
Exeter	Tulare	Measure B	10% retail and other, \$10/sf	none	66.5%	33.5%	PASS
Santa Monica	Los Angeles	Measure HMP	10% gross Rcpts	none	66.4%	33.6%	PASS
Lynwood	Los Angeles	Measure TR	5%to10%	none	66.4%	33.7%	PASS
Woodland	Yolo	Measure K	10% gross Rcpts	none	66.2%	33.9%	PASS
Monterey	Monterey	Measure J	6% gross Rcpt	none	65.2%	34.8%	PASS
Tulare	Tulare	Measure Y	10% retail and other, \$10/sf	none	65.2%	34.8%	PASS
Encinitas	San Diego	Measure L	4% to 7% of gross receipts	none	65.1%	34.9%	PASS
McFarland	Kern	Measure O	\$10.00 per square foot for	none	63.5%	36.5%	PASS
South Lake Tahoe	El Dorado	Measure G	6% retail, manufacturing,	none	62.9%	37.1%	PASS
Avenal	Kings	Measure C	\$25+/sf or 15% gr rcpts	none	61.8%	38.2%	PASS
Corona	Riverside	Measure G	9% of gross receipts for retail	none	61.6%	38.5%	PASS
Claremont	Los Angeles	Measure CT	4%-7% gr rcpts, \$1-\$10/sf	none	61.1%	38.9%	PASS
Laguna Woods	Orange	Measure T	4%-10% of gross receipts or	none	61.1%	38.9%	PASS
County of Los Angeles Uninc		Measure C	4% gross receipts retail, 3%	none	60.1%	39.9%	PASS
County of San Diego Uninc		Measure A	6% retail, 3% distribution, 2%	none	57.4%	42.6%	PASS
Huntington Beach	Orange	Measure O	6% retail, 1% other	none	54.7%	45.4%	PASS
Cudahy	Los Angeles	Measure BA	15% gross Rcpts	none	54.0%	46.0%	PASS
South El Monte	Los Angeles	Measure CM	6% special excise tax on retail	none	53.7%	46.3%	PASS
Baldwin Park	Los Angeles	Measure CB	4% gross Rcpts	none	51.3%	48.7%	PASS
South El Monte	Los Angeles	Measure X	8% of noncultivation	none	46.2%	53.9%	FAIL
Sausalito	Marin	Measure K	greater of 7.5% net profits or	xxx	26.2%	73.8%	FAIL

Cannabis Taxes - Two-Thirds Vote Special Purpose

<u>Agency</u>	<u>County</u>		<u>Rate</u>	<u>Sunset</u>	<u>YES%</u>	<u>NO%</u>	
County of Sacramento Uninc		Measure B	6% retail, 4% manuf, 3% distrib, 2% testing, 3% or \$10/sf cultivation	none	53.8%	46.2%	FAIL

Vehicle Registration Taxes ✓

Two counties had measures to extend their existing \$1 per vehicle registration taxes, \$2 on commercial vehicles. State law requires the proceeds from such a tax to be used for abandoned vehicle abatement. As an earmarked, special tax, two-thirds approval is required.

Abandoned Vehicle Abatement Tax (Fees prior to Prop26 of 2010) - 2/3 voter approval

<u>City</u>	<u>Measure Name</u>	<u>Rate</u>	<u>Sunset</u>	<u>YES%</u>	<u>NO%</u>	
County of Butte	Measure K	\$1/veh	10yrs	71.3%	28.7%	PASS
County of Amador	Measure J	\$1/veh	10yrs	56.1%	43.9%	FAIL

Property Transfer Taxes ✓

Voters in five charter cities considered increasing their taxes on transfers of real estate. Sanat Monica voters faced competing measures: a general tax passed on the ballot by the city council and a citizen initiative special tax earmarking the tax proceeds for “homelessness prevention, affordable housing, and schools.” The citizen initiative passed. The city council measure failed.

Measure D in the small wealthy enclave of Belvedere would have made that city a charter city and also approved a new property transfer tax. It failed.

Property Transfer Taxes - general purpose - majority vote

<u>City</u>	<u>County</u>	<u>Measure No.</u>	<u>Rate</u>	<u>Sunset</u>	<u>YES%</u>	<u>NO%</u>	
San Mateo	San Mateo	Measure CC	by 1% to 1.5% if >\$10m	none	71.8%	28.3%	PASS
Emeryville	Alameda	Measure O	\$15/\$1000 if \$1m-\$2m, \$25/\$1000 if >\$2m	none	71.6%	28.4%	PASS
Belvedere	Marin	Measure D	\$8/\$1k	30yrs	43.8%	56.2%	FAIL
Santa Monica	Los Angeles	Measure DT	\$25/\$1000 of value >\$8m	Feb 2023	34.3%	65.7%	FAIL

Property Transfer Tax - Initiative Special - majority vote

<u>City</u>	<u>County</u>	<u>Measure No.</u>	<u>Rate</u>	<u>Sunset</u>	<u>YES%</u>	<u>NO%</u>	
Los Angeles	Los Angeles	Measure UL	4% if >\$5m, 5.5% if >\$10m	none	57.3%	42.8%	PASS
Santa Monica	Los Angeles	Measure GS	\$56/\$1000 if >\$8m	none	53.3%	46.7%	PASS

General Obligation Bonds ✓

There were six non-school general obligation bond measures totaling \$1.6 billion. Three passed, including Oakland’s \$850,000 measure. Next door, in Berkeley, the \$650,000 bond measure failed. In all, \$1.6 billion in local non-school general obligation bonds were approved.

City, County and Special District General Obligation Bond Measures (2/3 vote)

<u>Agency Name</u>	<u>County</u>		<u>Bond Amount</u>	<u>Use</u>	<u>Tax Rate</u>	<u>YES%</u>	<u>NO%</u>	
Seneca Healthcare District	Plumas	Measure B	\$ 42,000,000	hospital	\$80/\$100k	79.5%	20.5%	PASS
Oakland	Alameda	Measure U	\$ 850,000,000	general	\$71/\$100k	74.5%	25.5%	PASS
Carmichael Recreation and Park District	Sacramento	Measure G	\$ 31,900,000	park, recr	\$19/\$100k	67.7%	32.3%	PASS
Cambria Community Health Care District	San Luis Obispo	Measure G	\$ 8,500,000	hospital	\$10/\$100k	61.6%	38.4%	FAIL
Berkeley	Alameda	Measure L	\$ 650,000,000	general	\$41/\$100k	58.0%	42.0%	FAIL
Beaumont Library District	Riverside	Measure M	\$ 24,000,000	library	\$10/\$100k	50.2%	49.8%	FAIL

Parcel Taxes – Non-School ✓

There were 29 parcel tax measures for a variety of public services. Fourteen passed.

City, County and Special District Parcel Taxes (2/3 vote)

<u>Agency Name</u>	<u>County</u>		<u>Amount</u>	<u>Purpose</u>	<u>sunset</u>	<u>YES%</u>	<u>NO%</u>		
Highlands Village Lighting Zone of Benefit	El Dorado	Measure L	\$140+/parcel	streets	none	86.3%	13.7%	PASS	
South Pasadena	Los Angeles	Measure LL	xxx	library	extend	none	86.2%	13.8%	PASS
San Anselmo	Marin	Measure H	\$70/parcel	library	extend	9yrs	84.8%	15.2%	PASS
Pasadena	Los Angeles	Measure L	\$41+/sfu	library	extend	15yrs	84.2%	15.8%	PASS
Fairfax	Marin	Measure F	\$94.50*/sfu	EMS	extend	4yrs	81.8%	18.2%	PASS
Corte Madera	Marin	Measure E	\$78+/sfu	EMS	extend	4yrs	81.4%	18.6%	PASS
Ross Valley Paramedic Authority (CSA #27)	Marin	Measure N		EMS	extend	4yrs	80.9%	19.1%	PASS
Tiburon Open Space CFD#2022-1	Marin	Measure M	\$335+/parcel	open space		30yrs*	78.8%	21.2%	PASS
Cameron Park Airport District	El Dorado	Measure J	by \$600 to \$900/parcel	airport/streets		none	78.2%	21.8%	PASS
County of Marin	Marin	Measure B	\$98/parcel	library		9yrs	76.4%	23.6%	PASS
Albany	Alameda	Measure K	\$0.074+/sf	fire/EMS	extend	none	76.0%	24.0%	PASS
Knolls Property Owners CSD	El Dorado	Measure P	by \$300+ to \$600+/parcel	streets		none	75.5%	24.5%	PASS
Schell-Vista Fire Protection District	Sonoma	Measure O	\$200/sfu	fire/EMS	extend	4yrs	74.4%	25.6%	PASS
Circle XX Community Services District	Calaveras	Measure C	\$500/sfu	streets		10yrs	70.8%	29.2%	PASS

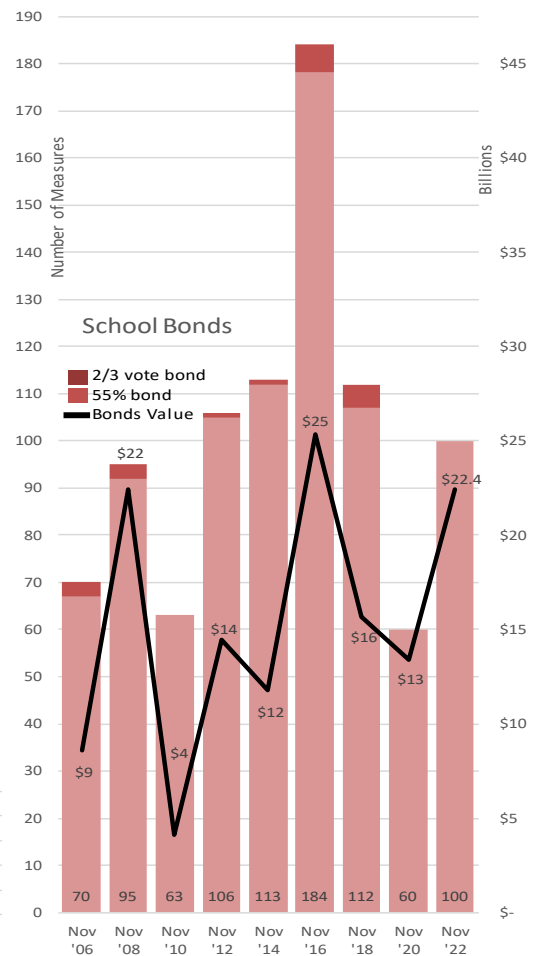
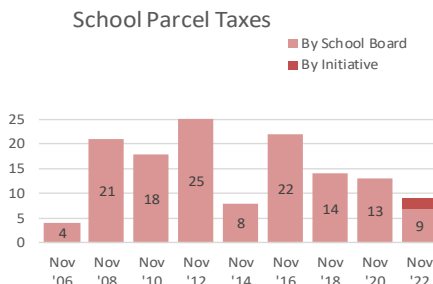
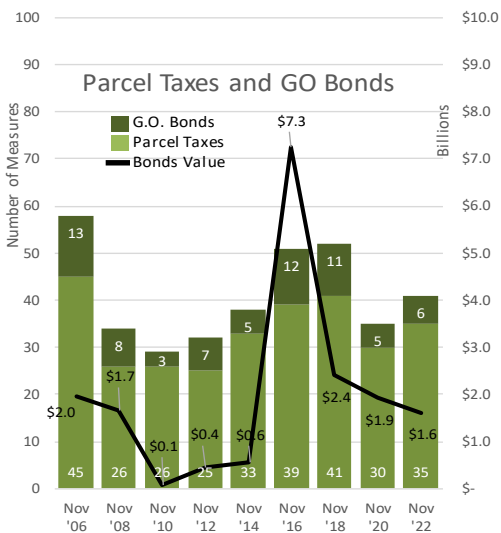
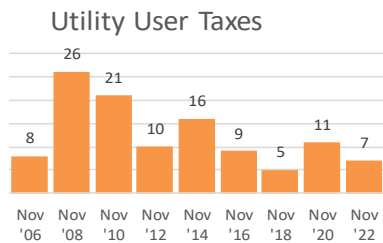
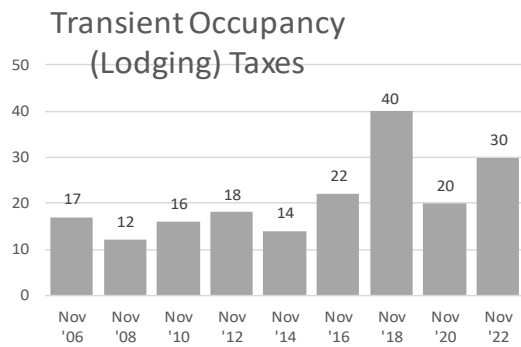
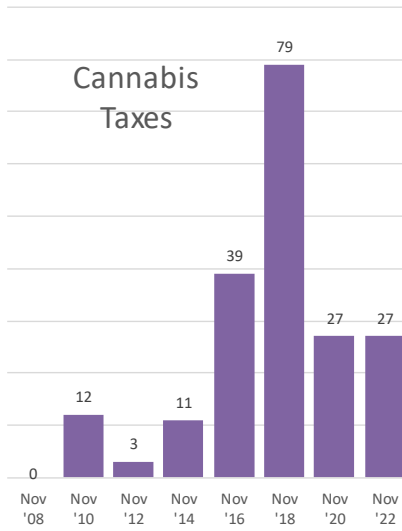
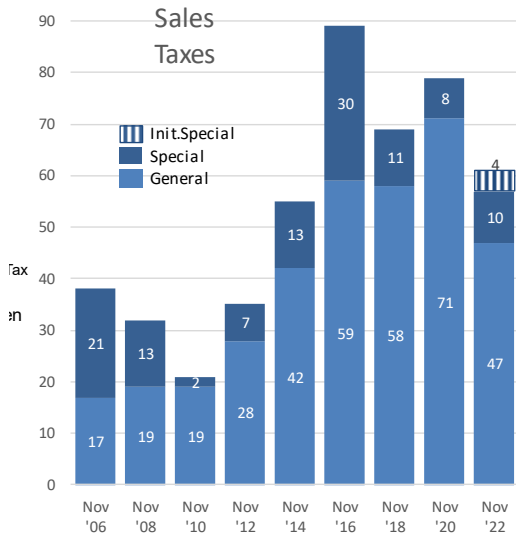
City, County and Special District Parcel Taxes (2/3 vote)

<u>Agency Name</u>	<u>County</u>	<u>Amount</u>	<u>Purpose</u>	<u>sunse</u>	<u>YES%</u>	<u>NO%</u>
Lynx Trail Road Zone of Benefit	El Dorado	Measure M by \$150 to \$450/parcel	streets	.	none 62.7%	37.3% FAIL
Hickok Road CSD	El Dorado	Measure N by \$200 to \$400/parcel	streets	.	62.5%	37.5% FAIL
Burney Fire Protection District	Shasta	Measure B \$75/sfu	fire	.	none 62.4%	37.6% FAIL
Middle River Community Services District	Calaveras	Measure D by \$100 to \$200/sfu	streets	.	none 58.3%	41.7% FAIL
Boulder Creek Recreation and Park	Santa Cruz	Measure T \$36/sfu	parks/recre	.	30yrs 57.2%	42.8% FAIL
Hopland Fire Protection District	Mendocino	Measure N \$85/parcel	fire	increase	none 56.7%	43.3% FAIL
Pomona	Los Angeles	Measure PS \$0.15/sf commercial	streets	.	none 55.8%	44.2% FAIL
Cathedral City	Riverside	Measure K 15¢/sf resid	parks/recre	.	none 54.4%	45.6% FAIL
Desert Recreation District	Riverside	Measure L 7 cents/sf sfu	parks/recre	.	none 54.2%	45.8% FAIL
Exeter Public Cemetery	Tulare	Measure U \$35+/parcel	cemetery	.	53.0%	47.0% FAIL
Westside Community Healthcare District	Merced / Stan	Measure D \$69+/parcel	EMS	.	none 52.2%	47.8% FAIL
Bear Valley Community Services District	Kern	Measure V \$185+/parcel	entry gate	.	none 45.6%	54.4% FAIL
Rancho Murieta Community Services	Sacramento	Measure R \$316+/sfu	police	.	none 45.0%	55.0% FAIL
Antelope Fire Protection District	Mono	Measure H \$120+/parcel	fire	.	none 44.3%	55.7% FAIL
Bear Valley Community Services District	Kern	Measure W \$500+/parcel	police	.	none 42.4%	57.6% FAIL
Los Angeles	Los Angeles	Measure SP \$0.08414/sf	parks/recre	.	30yrs 35.3%	64.8% FAIL

There were also five citizen initiative non-school parcel tax measures. Three did not receive the majority vote required.

City, County and Special District Initiative Parcel Taxes (majority vote)

<u>Agency Name</u>	<u>County</u>	<u>Amount</u>	<u>Purpose</u>	<u>sunse</u>	<u>YES%</u>	<u>NO%</u>
Crockett Community Services District	Contra Costa	Measure L \$50/parcel	parks/recre	.	none 62.8%	37.2% PASS
Oakland	Alameda	Measure Y \$68/parcel	zoo	20yrs	62.5%	37.5% PASS
County of Monterey	Monterey	Measure Q \$49/parcel	childcare	10yrs	41.1%	58.9% FAIL
Morro Bay	San Luis Obispo	Measure B \$120+/parcel	harbor	none	36.0%	64.0% FAIL
Inverness Public Utility District	Marin	Measure O \$0.20/sf, \$150/vacant	fire	none	27.0%	73.0% FAIL



Other measures of Note

- Measures to impose term limits passed easily in most communities. Sixteen passed. Only one failed, a measure in Milpitas that would have reformed existing limits..
- There were 15 measures to convert elected city clerk or treasurer positions to appointed (by city council or manager). Ten passed.
- The City of Port Hueneme will not change its name to Hueneme Beach.
- Hawthorne and Belvedere will not become charter cities.
- Sales tax increases previously approved by voters in Crescent City and Del Norte County will remain but parcel taxes in Knightsen Community Services District in Contra Costa and El Dorado Hills Community Services District in El Dorado County have been repealed.

Term limits

<u>Agency Name</u>	<u>County</u>		<u>YES%</u>	<u>NO%</u>	
Santa Ana Unified SD	Orange	Measure H	87.3%	12.7%	PASS
Bell Gardens	Los Angeles	Measure AA	85.7%	14.4%	PASS
Pico Rivera	Los Angeles	Measure F	85.6%	14.5%	PASS
Aliso Viejo	Orange	Measure I	84.8%	15.2%	PASS
San Bruno	San Mateo	Measure BB	84.4%	15.6%	PASS
Escondido	San Diego	Measure F	82.7%	17.3%	PASS
Baldwin Park	Los Angeles	Measure TL	80.7%	19.3%	PASS
Oakland	Alameda	Measure X	79.8%	20.2%	PASS
County of San Benito		Measure P	77.4%	22.6%	PASS
Saratoga	Santa Clara	Measure C	76.7%	23.3%	PASS
Pomona	Los Angeles	Measure PT	75.3%	24.7%	PASS
Paramount Unified SD	Los Angeles	Measure P	74.7%	25.3%	PASS
Hollister	San Benito	Measure S	71.1%	28.9%	PASS
County of Kern		Measure J	69.7%	30.3%	PASS
County of San Bernardino		Measure D	58.2%	41.8%	PASS
Oxnard	Ventura	Measure C	56.1%	43.9%	PASS
Milpitas	Santa Clara	Measure F	37.1%	62.9%	FAIL

City Name Change

<u>City</u>	<u>County</u>		<u>YES%</u>	<u>NO%</u>	
Port Hueneme	Ventura	Measure D	31.1%	68.9%	FAIL

Charter City

<u>City</u>	<u>County</u>		<u>YES%</u>	<u>NO%</u>	
Hawthorne	Los Angeles	Measure I	39.8%	60.2%	FAIL
Belvedere	Marin	Measure D	43.8%	56.2%	FAIL

Appointed City Clerk / City Treasurer / etc.

<u>City</u>	<u>County</u>			<u>YES%</u>	<u>NO%</u>	
San Juan Bautista	San Benito	Measure W	appoint city clerk	57.8%	42.3%	PASS
Pleasant Hill	Contra Costa	Measure M	appoint treasurer	56.6%	43.4%	PASS
San Juan Bautista	San Benito	Measure V	appoint city treasurer	56.0%	44.0%	PASS
National City	San Diego	Measure M	appoint City Clerk	55.0%	45.0%	PASS
Taft	Kern	Measure Q	appoint clerk	54.0%	46.0%	PASS
San Clemente	Orange	Measure U	appoint city clerk	53.1%	46.9%	PASS
Wasco	Kern	Measure T	appoint clerk	52.7%	47.3%	PASS
National City	San Diego	Measure N	appoint City Treasurer	52.5%	47.5%	PASS
Wasco	Kern	Measure U	appoint treasurer	51.4%	48.6%	PASS
San Clemente	Orange	Measure V	appoint city treasurer	50.8%	49.2%	PASS
Yreka	Siskiyou	Measure Q	appoint treasurer	48.6%	51.4%	FAIL
Plymouth	Amador	Measure E	appoint city clerk	39.2%	60.9%	FAIL
Redding	Shasta	Measure A	appoint clerk, treasurer	38.4%	61.6%	FAIL
Plymouth	Amador	Measure G	appoint city treasurer	37.2%	62.8%	FAIL
Yuba City	Sutter	Measure Z	appoint clerk /	34.0%	66.0%	FAIL

Tax and Fee Initiative to Repeal or Revise

<u>Agency Name</u>	<u>County</u>		<u>Rate</u>	<u>YES%</u>	<u>NO%</u>	
Crescent City	Del Norte	Measure T	Repeal TrUT	23.3%	76.7%	FAIL
County of Del Norte	Del Norte	Measure U	Repeal TrUT	32.3%	67.7%	FAIL
Knightsen Town Communit	Contra Costa	Measure R	Repeal special tax	59.1%	40.9%	PASS
El Dorado Hills CSD	El Dorado	Measure H	Repeal special tax	90.9%	9.2%	PASS

For more information: Michael Coleman 530-758-3952. coleman@muniwest.com



rev 21Nov2022 15:45