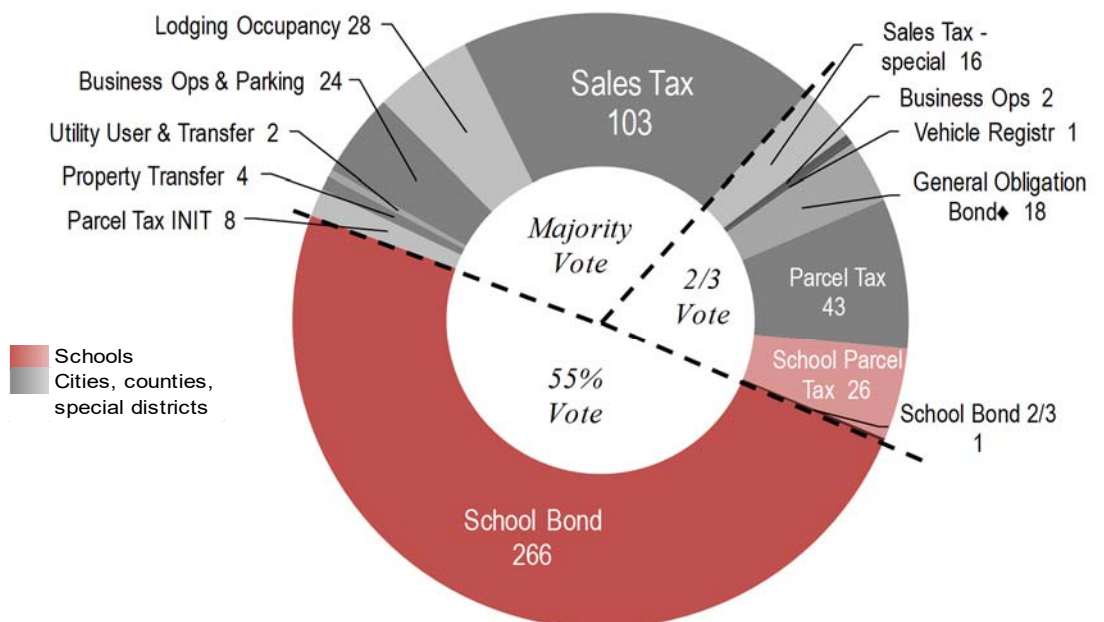
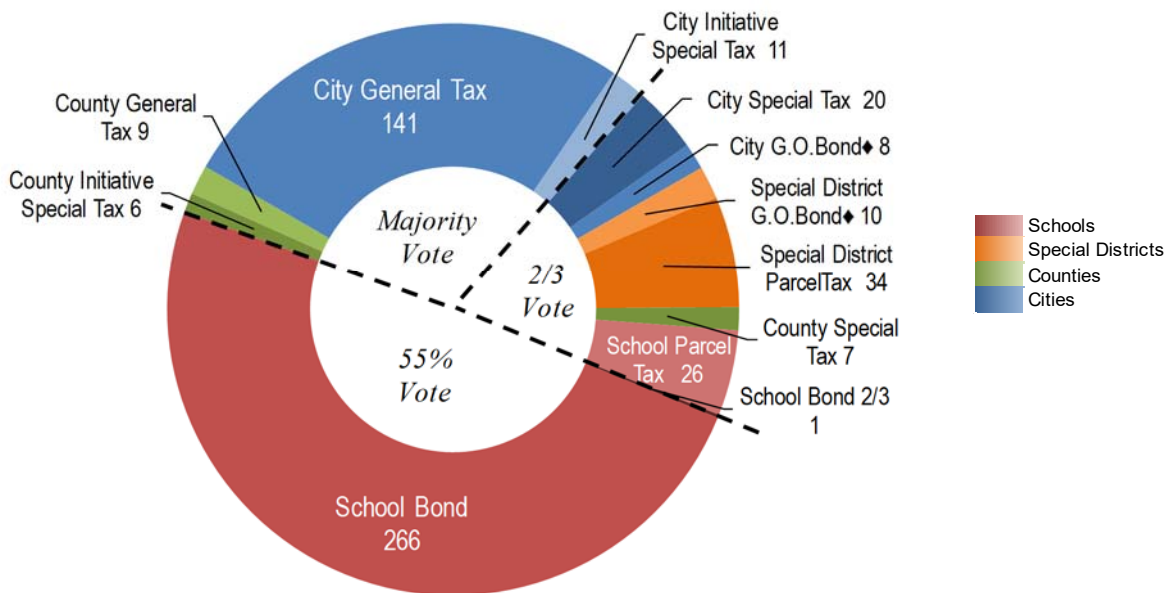


Local Revenue Measure Results November 2024

There were over 700 measures on local ballots in California for the November 5, 2024 election including 539 local tax and bond measures. Well over half of these measures (293) were school tax or bond measures. A third (180) were proposed by or for cities. There were also 22 county and 44 special district measures. Among the measures were 285 general obligation bonds, 267 for schools. There were 119 measures to increase or extend local sales taxes, 77 parcel taxes, and 28 lodging occupancy tax increases.

Proposed Local Revenue Measures November 2024



Overall Passage Rates

With final tallies completed, 410 of the 539 tax and bond measures passed. The overall (preliminary) 76% passage rate is within the range of the last few election cycles. With about 10 million ballots counted on election night, 388 measures were passing. But as an additional 6 million ballots were tabulated, some results shifted.

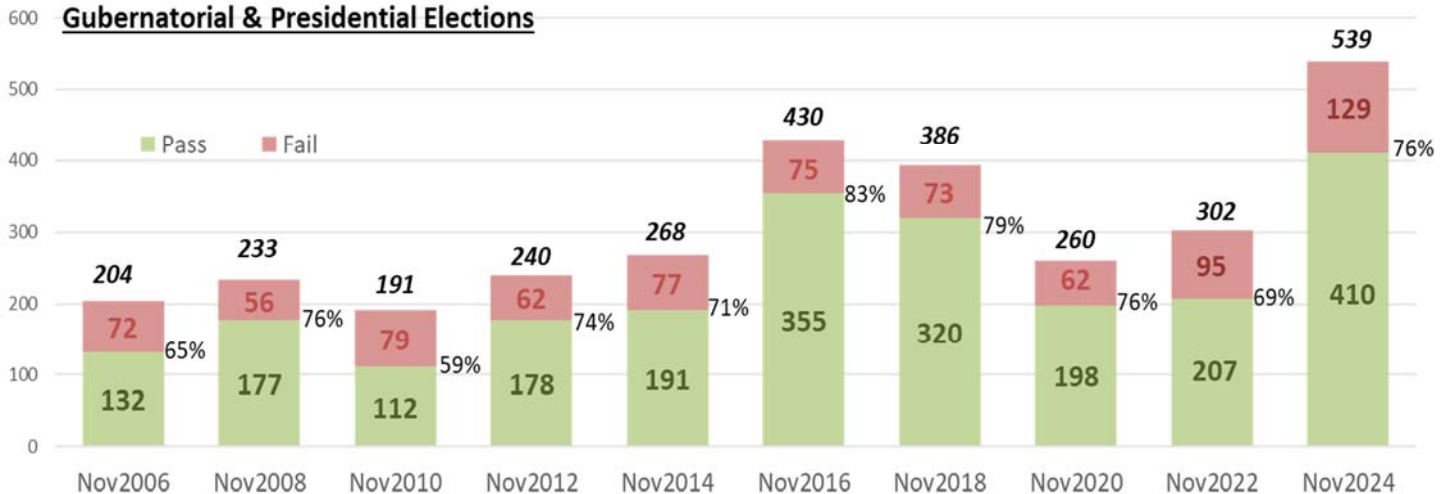
Local Revenue Measures November 2024

	Total	Pass	Passing%
City General Tax (Majority Vote)	141	121	86%
County General Tax (Majority Vote)	9	7	78%
City Initiative Special Tax -MajorityVote*	11	4	36%
County Init. Special Tax -Majority Vote*	6	5	83%
City SpecialTax or G.O.bond (2/3 Vote)	28	17	61%
County Spec.Tax, G.O.bond (2/3 Vote)	7	3	43%
SpecDistrict Tax, G.O.bond (2/3 Vote)	44	24	55%
School ParcelTax (2/3 vote)	26	24	92%
School Bond 2/3 vote	1	1	100%
School Bond 55% vote	266	204	77%
Total	539	410	76%

The City/County of San Francisco is counted as a city

California Local Tax and Bond Measures

Gubernatorial & Presidential Elections



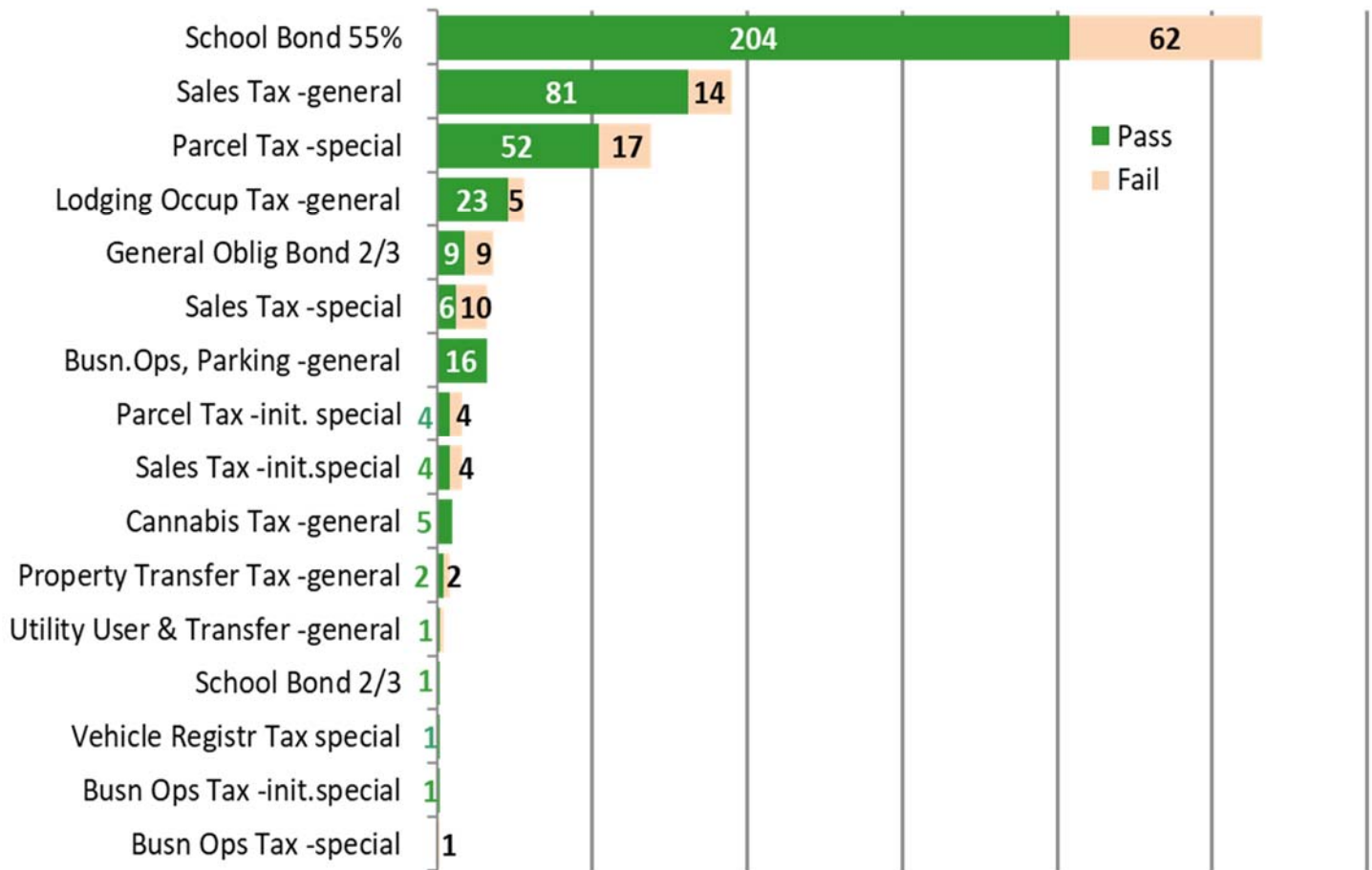
©2024 Michael Coleman

This is the largest number of local tax and bond measures passed at one election in California history. It was also the largest number proposed. This high number reflects a rebound from voter's fiscal anxiety coming through the Covid-19 pandemic. It does not necessarily indicate a trend. At this same election, Californians approved Proposition 2, a \$10 billion education school bond that will provide matching funds for many local school projects. In March 2020, as the pandemic emerged, voters defeated a \$15 billion state bond proposal and most local school construction bonds. In the lingering anxiety from the pandemic, local agencies have been reluctant to go to voters with tax and bond measures since.

Measure Outcome by Category

Most school bond measures are designed to meet the tax rate limits in the California Constitution for approval with 55 percent of voters. 205 of 267 school bond measures passed (including one two-thirds vote measure), a 77 percent passage rate that is typical of elections prior to the pandemic in 2022. Majority-vote general purpose tax measures, mostly sales tax increases were common and did well. Two-thirds vote special taxes and non-school bonds not so well.

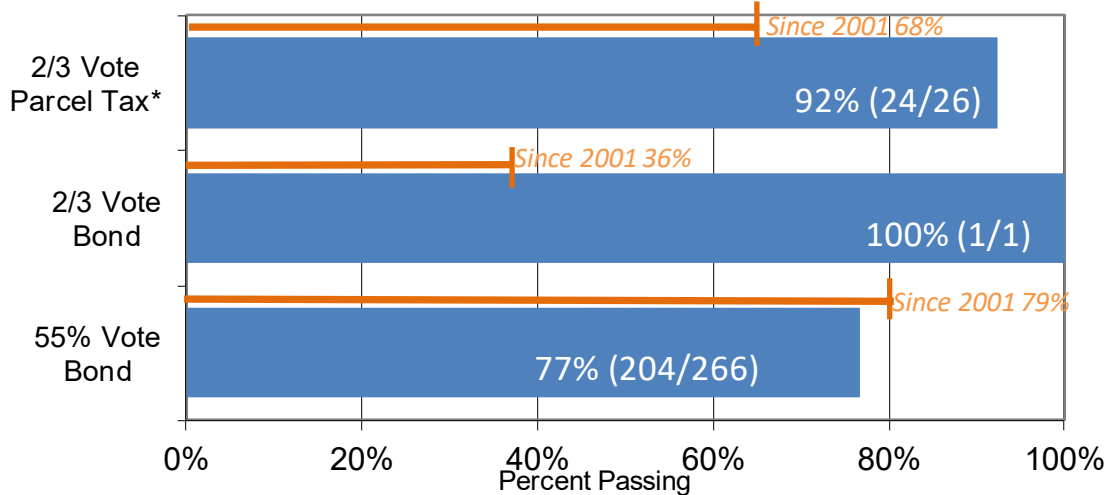
Passing and Failing Measures by Type November 2024



School Measures

There were 267 school bond measures this election, all but one requiring 55% voter approval. Pleasant View Elementary School District’s Measure J exceeds the tax rate limits stipulated in Proposition 39 (2000) to be passed with 55% approval. It still passed with more than the two-thirds approval it needed. Voters approved \$45.4 billion of local school construction bonds of the \$50 billion proposed from \$9 billion for Los Angeles Unified School District, \$790 million for San Francisco Unified School District, and \$3.5 billion for San Diego Community College District. The Kingsburg High School (Fresno) and Elverta (Sacramento) measures each failed by just three votes. Weed Elementary (Siskiyou) failed by four votes.

School Tax and Bond Measures - November 2024



School Bonds ✓

School District	County	Measure	Amount	Tax Rate	YES%	
Earlimart Elementary SD	Tulare	H	\$ 8,500,000	\$30/\$100k	81.6%	PASS
San Ysidro SD SFID#1	San Diego	MM	\$ 12,900,000	\$30/\$100k	78.0%	PASS
Merced Community College D	Merced	P	\$ 46,000,000	\$17/\$100k	76.8%	PASS
Local Public Schools Funding Authority (JF)	Los Angeles	LP	\$ 89,000,000	\$16/\$100k	76.8%	PASS
Delano Union Elementary SD	Kern	J	\$ 41,800,000	\$25/\$100k	76.4%	PASS
Palm Springs Unified SD	Riverside	S	\$ 465,000,000	\$40/\$100k	74.8%	PASS
Paramount Unified SD	Los Angeles	Q	\$ 190,000,000	\$60/\$100k	74.6%	PASS
Greenfield Unified SD	Kern	L	\$ 25,000,000	\$30/\$100k	74.6%	PASS
Sacramento City Unified SD	Sacramento	D	\$ 543,000,000	\$35/\$100k	74.1%	PASS
San Francisco Unified SD	San Francisco	A	\$ 790,000,000	\$13/\$100k	72.9%	PASS
Pacific Grove Unified SD	Monterey	B	\$ 78,000,000	\$32/\$100k	72.9%	PASS
Los Nietos SD	Los Angeles	RU	\$ 28,500,000	\$30/\$100k	72.7%	PASS
Orchard SD	Santa Clara	GG	\$ 30,000,000	\$12/\$100k	72.5%	PASS
Albany Unified SD	Alameda	L	\$ 63,800,000	\$60/\$100k	72.2%	PASS
Los Nietos SD	Los Angeles	ST	\$ 26,500,000	\$28/\$100k	72.1%	PASS
San Marino Unified SD	Los Angeles	M	\$ 200,000,000	\$60/\$100k	71.8%	PASS
Pleasant View Elementary SD	Tulare	J	\$ 3,000,000	\$59/\$100k	71.6%	PASS
Keyes Union SD	Stanislaus	U	\$ 8,500,000	\$29/\$100k	71.3%	PASS
Pittsburg Unified SD	Contra Costa	P	\$ 140,000,000	\$60/\$100k	71.2%	PASS

School District	County	Measure	Amount	Tax Rate	YES%
Menlo Park City SD	San Mateo	U	\$ 123,600,000	\$19/\$100k	70.7% PASS
Bayshore Elementary SD	San Mateo	HH	\$ 12,500,000	\$30/\$100k	70.6% PASS
Pomona Unified SD	Los Angeles	UU	\$ 385,000,000	\$60/\$100k	70.6% PASS
Mount Pleasant Elementary SD - renovatio	Santa Clara	T	\$ 24,000,000	\$26/\$100k	70.5% PASS
Cotati-Rohnert Park Unified SD	Sonoma	BB	\$ 91,500,000	\$35/\$100k	70.4% PASS
Perris Elementary SD	Riverside	H	\$ 38,000,000	\$30/\$100k	70.3% PASS
Mount Pleasant Elementary SD - STEAM	Santa Clara	S	\$ 28,000,000	\$29/\$100k	70.1% PASS
Moreno Valley Unified SD	Riverside	X	\$ 240,000,000	\$40/\$100k	69.7% PASS
Long Beach Community College D	Los Angeles	AC	\$ 990,000,000	\$25/\$100k	69.3% PASS
Glendale Community CD	Los Angeles	GCC	\$ 600,000,000	\$25/\$100k	69.2% PASS
Weaver Union SD	Merced	K	\$ 20,000,000	\$28/\$100k	69.0% PASS
Parlier Unified SD	Fresno	P	\$ 14,100,000	\$60/\$100k	69.0% PASS
Santa Ana Unified SD	Orange	I	\$ 355,000,000	\$30/\$100k	68.9% PASS
Colton Joint Unified SD	SanBernardino Riverside	BB	\$ 225,000,000	\$40/\$100k	68.6% PASS
Modesto City Elementary SD	Stanislaus	X	\$ 85,000,000	\$29/\$100k	68.5% PASS
Compton Community CD	Los Angeles	CC	\$ 200,000,000	\$20/\$100k	68.5% PASS
Victor Valley Union High SD - upgrades	San Bernardino	X	\$ 180,000,000	\$23/\$100k	68.2% PASS
Heber Elementary SD	Imperial	H	\$ 4,000,000	\$29/\$100k	68.1% PASS
Los Angeles Unified SD	Los Angeles	US	\$ 9,000,000,000	\$25/\$100k	68.0% PASS
Mission Union Elementary SD	Monterey	N	\$ 1,500,000	\$30/\$100k	67.9% PASS
Riverbank Unified SD	Stanislaus	E	\$ 21,600,000	\$53/\$100k	67.7% PASS
Whittier City SD	Los Angeles	W	\$ 99,000,000	\$30/\$100k	67.7% PASS
Newark Unified SD	Alameda	O	\$ 205,000,000	\$50/\$100k	67.6% PASS
South Bay Union SD - Repair	San Diego	QQ	\$ 58,000,000	\$30/\$100k	67.6% PASS
Buena Park SD	Orange	M	\$ 84,000,000	\$30/\$100k	67.5% PASS
New Haven Unified SD	Alameda	N	\$ 272,000,000	\$60/\$100k	67.5% PASS
Redondo Beach Unified SD	Los Angeles	S	\$ 278,000,000	\$30/\$100k	67.5% PASS
Bonny Doon Elementary SD	Santa Cruz	L	\$ 7,000,000	\$30/\$100k	67.5% PASS
Buttonwillow Unified SD	Kern	I	\$ 4,000,000	\$15/\$100k	67.5% PASS
Victor Valley Union High SD - overcrowdir	San Bernardino	A	\$ 180,000,000	\$23/\$100k	67.5% PASS
Roseland SD	Sonoma	M	\$ 12,000,000	\$30/\$100k	67.3% PASS
Petaluma Elementary SD	Sonoma	Z	\$ 70,000,000	\$30/\$100k	67.0% PASS
Anaheim Union High SD	Orange	K	\$ 496,000,000	\$30/\$100k	66.9% PASS
Folsom Cordova SD SFID#4 Elementary	Sacramento	R	\$ 144,000,000	\$60/\$100k	66.9% PASS
San Jacinto Unified SD	Riverside	C	\$ 78,000,000	\$60/\$100k	66.9% PASS
Tustin Unified SD	Orange	J	\$ 261,000,000	\$30/\$100k	66.9% PASS
Sierra Unified SD	Fresno	U	\$ 24,150,000	\$45/\$100k	66.9% PASS
Manhattan Beach Unified SD	Los Angeles	RLS	\$ 200,000,000	\$32/\$100k	66.7% PASS
Lancaster SD	Los Angeles	LS	\$ 122,100,000	\$30/\$100k	66.7% PASS
San Lorenzo Unified SD	Alameda	Q	\$ 195,000,000	\$60/\$100k	66.5% PASS
Fontana Unified SD	San Bernardino	I	\$ 408,000,000	\$52/\$100k	66.4% PASS
Jurupa Unified SD	Riverside	V	\$ 180,000,000	\$40/\$100k	66.4% PASS
Los Gatos Union SD	Santa Clara	CC	\$ 163,000,000	\$30/\$100k	66.4% PASS
Ceres Unified SD	Stanislaus	Y	\$ 114,000,000	\$60/\$100k	66.4% PASS
Folsom Cordova SD SFID#4 Middle/High	Sacramento	S	\$ 144,000,000	\$60/\$100k	66.3% PASS
San Gabriel Unified SD	Los Angeles	SG	\$ 178,000,000	\$44/\$100k	66.3% PASS
Santa Barbara Community CD	Santa Barbara	P	\$ 198,000,000	3.50/\$100k	66.2% PASS
South Bay Union SD - STEAM	San Diego	PP	\$ 67,000,000	\$30/\$100k	66.0% PASS
King City Union SD - rennovations	Monterey	K	\$ 19,800,000	\$26/\$100k	65.8% PASS

School District	County	Measure	Amount	Tax Rate	YES%
King City Union SD - safety/tech	Monterey	L	\$ 21,600,000	\$29/\$100k	65.8% PASS
Merced City SD	Merced	O	\$ 80,000,000	\$30/\$100k	65.8% PASS
Tamalpais Union High SD	Marin	B	\$ 289,000,000	\$18/\$100k	65.8% PASS
Firebaugh-Las Deltas Unified SD	Fresno Madera	F	\$ 25,000,000	\$60/\$100k	65.6% PASS
La Habra City SD	Orange	O	\$ 73,000,000	\$25/\$100k	65.5% PASS
Bishop Elementary SD	Inyo	S	\$ 14,200,000	\$18/\$100k	65.4% PASS
Pasadena Unified SD	Los Angeles	R	\$ 900,000,000	\$59/\$100k	65.3% PASS
Owens Unified SD	Inyo	T	\$ 7,500,000	\$49/\$100k	65.2% PASS
Rio Hondo Community College D	Los Angeles	RH	\$ 442,200,000	\$25/\$100k	65.1% PASS
Belmont-RedwoodShores SD	San Mateo	P	\$ 171,000,000	\$29/\$100k	65.1% PASS
Wasco Union High SD	Kern	D	\$ 35,400,000	\$30/\$100k	64.9% PASS
Healdsburg Unified SD SFID#1	Sonoma	R	\$ 49,500,000	\$29/\$100k	64.8% PASS
Campbell Union High SD	Santa Clara	P	\$ 474,000,000	\$24/\$100k	64.7% PASS
San Jose Unified SD	Santa Clara	R	\$ 1,150,000,000	\$60/\$100k	64.7% PASS
Brea Olinda Unified SD	Orange	H	\$ 160,000,000	\$39/\$100k	64.6% PASS
East Whittier City SD	Los Angeles	C	\$ 97,000,000	\$30/\$100k	64.5% PASS
Salida Union SD	Stanislaus	Q	\$ 16,000,000	\$19/\$100k	64.5% PASS
Lemon Grove SD	San Diego	EE	\$ 30,000,000	\$25/\$100k	64.5% PASS
Fresno Unified SD	Fresno	H	\$ 500,000,000	\$60/\$100k	64.5% PASS
Banning Unified SD	Riverside	O	\$ 74,000,000	\$51/\$100k	64.4% PASS
Stanislaus Union SD	Stanislaus	R	\$ 45,000,000	\$29/\$100k	64.3% PASS
Fremont Unified SD	Alameda	M	\$ 919,000,000	\$49/\$100k	64.3% PASS
Denair Unified SD	Stanislaus	Z	\$ 34,300,000	\$60/\$100k	64.2% PASS
Central Unified SD	Fresno	X	\$ 109,000,000	\$50/\$100k	64.2% PASS
Bishop Union High SD	Inyo Mono	R	\$ 46,300,000	\$52/\$100k	64.1% PASS
Monterey Peninsula Unified SD	Monterey	A	\$ 340,000,000	\$50/\$100k	63.9% PASS
San Ysidro SD SFID#2 improvement	San Diego	KK	\$ 68,500,000	\$30/\$100k	63.9% PASS
Antelope Valley Joint Union High SD	Los Angeles Kern	AVH / C	\$ 398,000,000	\$20/\$100k	63.8% PASS
Siskiyou Union High SD	Siskiyou	Z	\$ 22,000,000	\$29/\$100k	63.8% PASS
Mountain View SD - SFID#3	San Bernardino	H	\$ 56,000,000	\$26/\$100k	63.8% PASS
Chualar Union SD	Monterey	J	\$ 5,600,000	\$30/\$100k	63.7% PASS
Tracy Unified SD	San Joaquin	O	\$ 190,000,000	\$50/\$100k	63.7% PASS
El Monte Elementary SD	Los Angeles	ME	\$ 105,000,000	\$30/\$100k	63.7% PASS
Burbank Unified SD	Los Angeles	ABC	\$ 458,205,000	\$41/\$100k	63.7% PASS
Chico Unified SD	Butte	C	\$ 239,000,000	\$60/\$100k	63.6% PASS
San Ysidro SD SFID#2 safety	San Diego	LL	\$ 66,500,000	\$30/\$100k	63.4% PASS
Warner Unified SD	San Diego	TT	\$ 3,800,000	\$38/\$100k	63.4% PASS
Pollock Pines Elementary SD	El Dorado	P	\$ 11,500,000	\$30/\$100k	63.0% PASS
Santa Monica - Malibu Unified SD	Los Angeles	QS	\$ 495,000,000	\$30/\$100k	62.9% PASS
Petaluma Joint Union High SD	Sonoma Marin	AA	\$ 159,000,000	\$30/\$100k	62.9% PASS
Salinas Union High SD	Monterey	G	\$ 115,000,000	\$19/\$100k	62.9% PASS
Dinuba Unified SD	Tulare Fresno	D	\$ 42,000,000	\$60/\$100k	62.7% PASS
Soledad Unified SD	Monterey	E	\$ 42,000,000	\$60/\$100k	62.6% PASS
Lemon Grove SD	San Diego	CC	\$ 30,000,000	\$25/\$100k	62.5% PASS
Lynwood Unified SD	Los Angeles	U	\$ 200,000,000	\$32/\$100k	62.4% PASS
Cottonwood Union SD	Shasta	E	\$ 21,700,000	\$30/\$100k	62.4% PASS
Sebastopol Union SD	Sonoma	N	\$ 24,000,000	\$29/\$100k	62.4% PASS
Santa Maria-Bonita SD	Santa Barbara	K	\$ 77,000,000	\$30/\$100k	62.3% PASS
Armona Elementary SD	Kings	A	\$ 9,000,000	\$29/\$100k	62.3% PASS
Santa Monica - Malibu Unified SD	Los Angeles	MM	\$ 395,000,000	\$40/\$100k	62.3% PASS

School District	County	Measure	Amount	Tax Rate	YES%
Hermosa Beach City SD	Los Angeles	HV	\$ 28,700,000	\$13/\$100k	62.1% PASS
South Monterey County Joint Union High	Monterey SanBenito	H	\$ 35,000,000	\$30/\$100k	61.8% PASS
South Monterey County Joint Union High	Monterey SanBenito	I	\$ 35,000,000	\$30/\$100k	61.8% PASS
Chula Vista Elementary SD	San Diego	AA	\$ 360,000,000	\$29/\$100k	61.7% PASS
Lone Pine Unified SD	Inyo	U	\$ 7,500,000	\$27/\$100k	61.7% PASS
West Hills Community CD - Dist#2	Fresno Monterey SanBenito	C	\$ 19,000,000	\$24/\$100k	61.6% PASS
Newman-Crows Landing Unified SD - repa	Stanislaus	T	\$ 27,000,000	\$43/\$100k	61.4% PASS
Arcadia Unified SD	Los Angeles	AS	\$ 358,000,000	\$60/\$100k	61.3% PASS
Lake Tahoe Unified SD	El Dorado	U	\$ 127,000,000	\$35/\$100k	61.2% PASS
Fullerton SD	Orange	N	\$ 262,000,000	\$30/\$100k	61.2% PASS
Sweetwater Union High SD	San Diego	RR	\$ 647,000,000	\$30/\$100k	61.1% PASS
Sierra Sands Unified SD	Kern SanBernardino	AA	\$ 42,000,000	\$60/\$100k	61.1% PASS
Cupertino Union SD	Santa Clara	Z	\$ 347,000,000	\$21/\$100k	61.1% PASS
Redlands Unified SD	San Bernardino	D	\$ 500,000,000	\$45/\$100k	61.0% PASS
Rim of the World Unified SD	San Bernardino	E	\$ 71,000,000	\$30/\$100k	60.9% PASS
Cabrillo Unified SD	San Mateo	K	\$ 153,400,000	\$55/\$100k	60.9% PASS
McKinleyville Union SD	Humboldt	N	\$ 18,500,000	\$29/\$100k	60.9% PASS
San Juan Unified SD	Sacramento	P	\$ 950,000,000	\$60/\$100k	60.9% PASS
Tulare Joint Union High SD	Tulare Kings	E	\$ 80,000,000	\$29/\$100k	60.9% PASS
Millbrae Elementary SD	San Mateo	J	\$ 95,000,000	\$30/\$100k	60.8% PASS
Corning Union Elementary School	Tehama	J	\$ 13,700,000	\$29/\$100k	60.7% PASS
Elk Grove Unified SD	Sacramento	N	\$ 542,000,000	\$34/\$100k	60.7% PASS
Fruitvale SD	Kern	K	\$ 36,000,000	\$30/\$100k	60.7% PASS
San Diego Community College D	San Diego	HH	\$ 3,500,000,000	\$25/\$100k	60.6% PASS
Hughson Unified SD	Stanislaus	B	\$ 46,000,000	\$60/\$100k	60.5% PASS
Kentfield SD	Marin	E	\$ 48,000,000	\$29/\$100k	60.4% PASS
Bellevue Union SD	Sonoma	P	\$ 38,500,000	\$30/\$100k	60.4% PASS
Morongo Unified SD	San Bernardino	C	\$ 88,300,000	\$36/\$100k	60.4% PASS
Lake Elsinore Unified SD	Riverside	T	\$ 198,000,000	\$28/\$100k	60.3% PASS
Konocti Unified SD	Lake	S	\$ 50,000,000	\$60/\$100k	60.0% PASS
Lompoc Unified SD	Santa Barbara	M	\$ 160,000,000	\$50/\$100k	59.7% PASS
Laton Joint Unified SD	Fresno Kings	L	\$ 9,700,000	\$57/\$100k	59.6% PASS
Nuview Union SD	Riverside	K	\$ 15,000,000	\$30/\$100k	59.5% PASS
Shasta Union High SD	Shasta	M	\$ 56,600,000	\$14/\$100k	59.5% PASS
Newman-Crows Landing Unified SD - clas	Stanislaus	S	\$ 30,000,000	\$45/\$100k	59.4% PASS
Hope SD	Santa Barbara	Y	\$ 40,300,000	\$18/\$100k	59.4% PASS
San Joaquin Delta Community CD SFID#1	SanJoaquin Alameda Sacramento	K	\$ 598,000,000	\$16/\$100k	59.2% PASS
Southwestern Community College D	San Diego	SW	\$ 800,000,000	\$25/\$100k	59.0% PASS
Romoland SD	Riverside	I	\$ 58,455,000	\$30/\$100k	58.9% PASS
Maxwell Unified SD	Colusa	A	\$ 9,100,000	\$60/\$100k	58.8% PASS
Shaffer Elementary SD	Lassen	W	\$ 2,000,000	\$30/\$100k	58.8% PASS
Aromas-San Juan Unified SD	SanBenito Monterey SantaCruz	D	\$ 44,000,000	\$55/\$100k	58.7% PASS
Williams Unified SD	Colusa	B	\$ 23,000,000	\$60/\$100k	58.6% PASS

School District	County	Measure	Amount	Tax Rate	YES%
Cascade Union Elementary SD	Shasta	I	\$ 16,500,000	\$28/\$100k	58.6% PASS
Travis Unified SD	Solano	R	\$ 65,000,000	\$60/\$100k	58.3% PASS
Black Oak Min Unified SD	El Dorado	A	\$ 12,700,000	\$40/\$100k	58.2% PASS
Oakdale Joint Unified SD	Stanislaus SanJoaquin	G	\$ 105,500,000	\$58/\$100k	58.2% PASS
Riverside Community College D	Riverside	CC	\$ 954,000,000	\$19/\$100k	58.1% PASS
Hanford Elementary SD	Kings	U	\$ 23,000,000	\$18/\$100k	58.1% PASS
Colusa Unified SD	Colusa	C	\$ 13,800,000	\$60/\$100k	58.0% PASS
Wright SD	Sonoma	X	\$ 29,200,000	\$30/\$100k	58.0% PASS
Southern Kern Unified SD	Kern	H	\$ 59,000,000	\$60/\$100k	58.0% PASS
Snowline Joint Unified SD	SanBernardino LosAngeles	J	\$ 70,600,000	\$40/\$100k	57.9% PASS
San Marcos Unified SD	San Diego	JJ	\$ 324,000,000	\$40/\$100k	57.8% PASS
Bella Vista Elementary SD	Shasta	G	\$ 4,400,000	\$29/\$100k	57.7% PASS
Clovis Unified SD	Fresno	A	\$ 400,000,000	\$50/\$100k	57.6% PASS
Sanger Unified SD	Fresno	M	\$ 175,000,000	\$60/\$100k	57.6% PASS
Durham Unified SD	Butte	B	\$ 24,500,000	\$60/\$100k	57.6% PASS
Galt Joint Union SD	Sacramento SanJoaquin	H	\$ 27,000,000	\$30/\$100k	57.6% PASS
Fullerton Jount Union High SD	Orange LosAngeles	L	\$ 284,000,000	\$21/\$100k	57.5% PASS
Delhi Unified SD	Merced	J	\$ 17,000,000	\$60/\$100k	57.5% PASS
Palos Verdes Penninsula Unified SD	Los Angeles	SOS	\$ 297,800,000	\$29/\$100k	57.4% PASS
Encinitas Union SD	San Diego	Z	\$ 158,300,000	\$19/\$100k	56.9% PASS
Lassen View Elementary School	Tehama	K	\$ 3,500,000	\$30/\$100k	56.8% PASS
Thermalito Union Elementary SD	Butte	D	\$ 6,800,000	\$30/\$100k	56.8% PASS
Biggs Unified SD	Butte	A	\$ 16,500,000	\$60/\$100k	56.7% PASS
Cutten SD	Humboldt	K	\$ 5,000,000	\$30/\$100k	56.7% PASS
Oxnard Union High SD	Ventura	E	\$ 285,000,000	\$18/\$100k	56.7% PASS
Atascadero Unified SD	San Luis Obispo	B	\$ 110,000,000	\$46/\$100k	56.6% PASS
Lowell Joint SD	LosAngeles Orange	P	\$ 54,000,000	\$30/\$100k	56.5% PASS
Piner-Olivet Union SD	Sonoma	K	\$ 29,500,000	\$30/\$100k	56.3% PASS
Soquel Elementary SD	Santa Cruz	P	\$ 73,000,000	\$30/\$100k	56.3% PASS
Menefee Union SD	Riverside	R	\$ 205,000,000	\$30/\$100k	56.2% PASS
Los Altos SD	Santa Clara	EE	\$ 350,000,000	\$30/\$100k	56.2% PASS
Burton Elementary SD	Tulare	G	\$ 7,100,000	\$18/\$100k	56.2% PASS
Briggs Elementary SD	Ventura	G	\$ 4,900,000	\$30/\$100k	56.0% PASS
Brawley Elementary SD	Imperial	L	\$ 20,000,000	\$30/\$100k	55.9% PASS
State Center CCD	Fresno Madera Kings	Q	\$ 698,000,000	\$20/\$100k	55.9% PASS
Martinez Unified SD	Contra Costa	O	\$ 90,000,000	\$38/\$100k	55.8% PASS
Templeton Unified SD	San Luis Obispo	D	\$ 52,300,000	\$60/\$100k	55.7% PASS
Mt San Antonio Community College D	Los Angeles	V	\$ 750,000,000	\$15/\$100k	55.6% PASS
College of the Redwoods CCD	Humboldt DelNorte Trinity	I	\$ 120,000,000	\$25/\$100k	55.5% PASS
Mammoth Unified SD	Mono	J	\$ 70,000,000	\$37/\$100k	55.5% PASS
Lucia Mar SD	San Luis Obispo	H	\$ 143,220,000	\$20/\$100k	55.3% PASS
Scotts Valley SD	Santa Cruz	O	\$ 85,000,000	\$49/\$100k	55.3% PASS
Gateway Unified SD	Shasta	J	\$ 65,000,000	\$49/\$100k	55.1% PASS
Bryon Union SD	Contra Costa	R	\$ 24,000,000	\$18/\$100k	55.1% PASS
Kingsburg Joint Union High SD	Fresno Tulare Kings	K	\$ 20,000,000	\$23/\$100k	54.9% FAIL
Elverta Joint Elementary SD	Sacramento Placer	J	\$ 4,300,000	\$29/\$100k	54.8% FAIL
Weed Union Elementary SD	Siskiyou	Y	\$ 6,500,000	\$30/\$100k	54.8% FAIL
Pajaro Valley Unified SD	SantaCruz Monterey	M	\$ 315,000,000	\$60/\$100k	54.7% FAIL

School District	County	Measure	Amount	Tax Rate	YES%
Ferndale Unified SD	Humboldt	J	\$ 9,800,000	\$60/\$100k	54.4% FAIL
Imperial Unified SD	Imperial	K	\$ 70,000,000	\$52/\$100k	54.4% FAIL
Oroville City Elementary SD	Butte	E	\$ 18,000,000	\$21/\$100k	53.8% FAIL
Santa Maria Joint Union High SD	Santa Barbara	J	\$ 194,000,000	\$24/\$100k	53.4% FAIL
Washington Union Elementary SD	Monterey	P	\$ 18,200,000	\$19/\$100k	53.3% FAIL
Ripon Unified SD	San Joaquin	J	\$ 32,000,000	\$30/\$100k	53.1% FAIL
Beaumont Unified SD	Riverside	E	\$ 148,000,000	\$28/\$100k	53.1% FAIL
Alta Loma SD	San Bernardino	G	\$ 71,000,000	\$30/\$100k	53.1% FAIL
Waterford Unified SD	Stanislaus	W	\$ 14,000,000	\$43/\$100k	52.9% FAIL
Placer Union High SD SFID#3	Placer	H	\$ 21,000,000	\$30/\$100k	52.8% FAIL
Santa Paula Unified SD - high school	Ventura	N	\$ 36,000,000	\$24/\$100k	52.6% FAIL
Kelseyville Unified SD	Lake	R	\$ 36,000,000	\$56/\$100k	52.5% FAIL
Columbia Elementary SD	Shasta	K	\$ 12,900,000	\$30/\$100k	52.4% FAIL
Santee SD	San Diego	NN	\$ 30,620,000	\$12/\$100k	52.4% FAIL
Red Bluff Jt Union High SD	Tehama Shasta	L	\$ 33,600,000	\$30/\$100k	52.2% FAIL
College SD	Santa Barbara	L	\$ 18,000,000	\$19/\$100k	52.1% FAIL
Napa Valley Unified SD SFID#1	Napa	B(sch)	\$ 230,000,000	\$22/\$100k	52.0% FAIL
Santa Paula Unified SD - middle school	Ventura	M	\$ 28,400,000	\$34/\$100k	51.9% FAIL
Ducor Elementary SD	Tulare	M	\$ 2,900,000	\$30/\$100k	51.9% FAIL
Junction Elementary SD	Shasta	H	\$ 6,100,000	\$23/\$100k	51.3% FAIL
Red Bluff Union Elementary	Tehama	M	\$ 19,000,000	\$30/\$100k	51.2% FAIL
Pacheco Union SD SFID#1	Shasta	N	\$ 14,500,000	\$30/\$100k	51.2% FAIL
Sutter Union High SD	Sutter	C	\$ 13,800,000	\$25/\$100k	51.2% FAIL
Rancho Santiago Community CD	Orange	G	\$ 720,000,000	\$25/\$100k	51.0% FAIL
Ackerman Charter SD	Placer	G	\$ 4,000,000	\$27/\$100k	51.0% FAIL
Spreckels Union SD	Monterey	O	\$ 27,000,000	\$30/\$100k	51.0% FAIL
Woodland Joint Unified SD	Yolo Sutter	P	\$ 160,000,000	\$58/\$100k	50.8% FAIL
San Benito High SD - upgrades	SanBenito SantaClara	M	\$ 70,000,000	\$19/\$100k	50.7% FAIL
Exeter Unified SD	Tulare	I	\$ 26,600,000	\$45/\$100k	50.5% FAIL
Arcohe Union SD	Sacramento	M	\$ 5,800,000	\$30/\$100k	50.4% FAIL
Windsor Unified SD	Sonoma	V	\$ 98,000,000	\$48/\$100k	50.3% FAIL
Loomis Union SD	Placer	E	\$ 48,000,000	\$27/\$100k	50.2% FAIL
Escalon Unified SD	San Joaquin	L	\$ 27,700,000	\$29/\$100k	50.0% FAIL
Rosedale Unified SD	Kern	M	\$ 52,000,000	\$19/\$100k	50.0% FAIL
Valley Center - Pauma Unified SD	San Diego	SS	\$ 84,600,000	\$54/\$100k	50.0% FAIL
Fallbrook Union High SD	San Diego	BB	\$ 56,000,000	\$24/\$100k	49.8% FAIL
San Benito High SD - vocational	SanBenito SantaClara	L	\$ 70,000,000	\$19/\$100k	49.7% FAIL
Sequoia Union Elementary SD	Tulare	L	\$ 3,400,000	\$30/\$100k	49.7% FAIL
Pleasant Ridge Elementary SD	Nevada	D	\$ 25,000,000	\$30/\$100k	49.2% FAIL
Saugus Union SD	Los Angeles	N	\$ 187,000,000	\$30/\$100k	48.8% FAIL
Del Norte Unified SD	Del Norte	H	\$ 59,000,000	\$59/\$100k	48.5% FAIL
Pacheco Union SD SFID#2	Shasta	O	\$ 14,700,000	\$30/\$100k	48.1% FAIL
Live Oak SD	Santa Cruz	N	\$ 45,000,000	\$30/\$100k	48.1% FAIL
Bonsall Unified SD	San Diego	V	\$ 59,000,000	\$40/\$100k	48.0% FAIL
Vacaville Unified SD	Solano	E	\$ 317,000,000	\$48/\$100k	48.0% FAIL
Summerville Union High SD	Tuolumne	B	\$ 13,000,000	\$17/\$100k	47.9% FAIL
Cajon Valley Union SD	San Diego	W	\$ 280,000,000	\$27/\$100k	47.7% FAIL
Paradise Unified SD	Butte	G	\$ 43,000,000	\$50/\$100k	46.4% FAIL
Ramona Unified SD	San Diego	GG	\$ 26,700,000	\$59/\$100k	45.5% FAIL

<u>School District</u>	<u>County</u>	<u>Measure</u>	<u>Amount</u>	<u>Tax Rate</u>	<u>YES%</u>	<u>YES%</u>
Wheatland Union HSD -SFID#1	Yuba	B	\$ 19,700,000	\$27/\$100k	44.3%	FAIL
Plumas Lake Elementary SD - STEAM	Yuba	E	\$ 18,000,000	\$30/\$100k	44.2%	FAIL
Plumas Lake Elementary SD - health/athlet	Yuba	F	\$ 18,000,000	\$30/\$100k	43.9%	FAIL
Plumas Lake Elementary SD - classrooms	Yuba	D	\$ 18,000,000	\$30/\$100k	43.3%	FAIL
Wheatland Union HSD -SFID#2	Yuba	A	\$ 9,000,000	\$28/\$100k	41.9%	FAIL
Wheatland Union HSD -SFID#1	Yuba	C	\$ 20,300,000	\$27/\$100k	40.2%	FAIL
Dehesa SD	San Diego	Y	\$ 3,300,000	\$25/\$100k	39.7%	FAIL
Alpine Union SD	San Diego	U	\$ 6,300,000	\$30/\$100k	39.4%	FAIL
Hilmar Unified SD	Merced	M	\$ 43,000,000	\$56/\$100k	31.2%	FAIL

School Parcel Taxes ✓

There were 26 school parcel tax measures including 17 extensions. All but two passed.

School Parcel Taxes - 2/3 voter approval

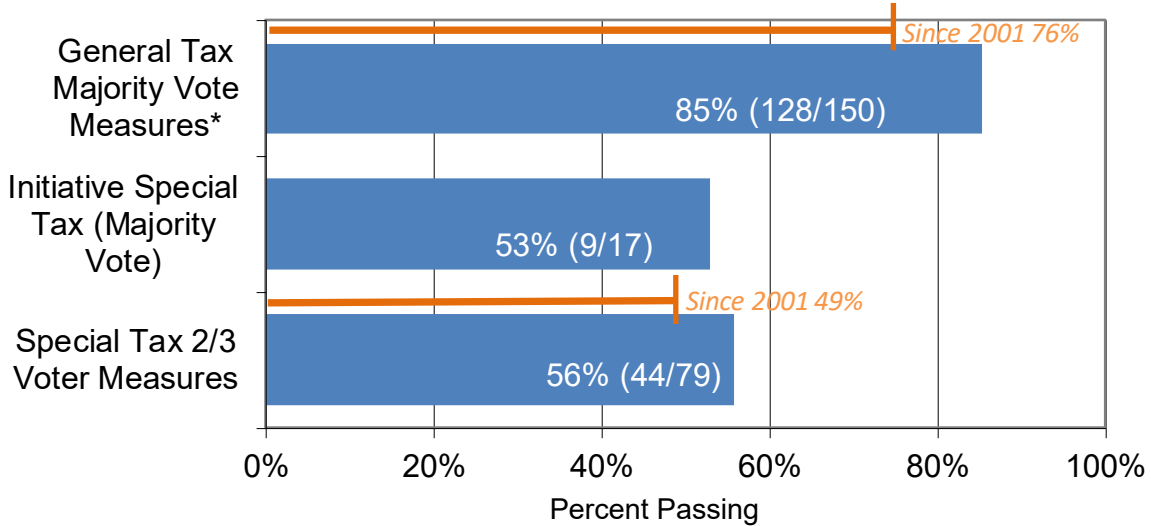
<u>Agency Name</u>	<u>County</u>	<u>Title</u>	<u>Rate</u>		<u>Sunset</u>	<u>YES%</u>	<u>NO%</u>	
Culver City Unified SD	Los Angeles	O	\$189/parcel	extend	8yrs	83.4%	16.6%	PASS
Arcata Elementary SD	Humboldt	G	\$69/parcel	extend	8yrs	82.5%	17.5%	PASS
Sunnyvale SD	Santa Clara	Y	\$59/parcel	extend	8yrs	82.2%	17.8%	PASS
Piedmont Unified SD	Alameda	P	\$0.50/sf	extend	8yrs	81.1%	18.9%	PASS
Local Classroom Funding Authority*	Los Angeles	CL	2¢+/SqFt resid, 7.5¢+/SqFt other	extend	none	78.3%	21.7%	PASS
Ravenswood City SD	San Mateo	S	\$434+/parcel	extend	8yrs	78.1%	21.9%	PASS
Franklin-McKinley SD	Santa Clara	W	\$192/parcel	extend	9yrs	77.4%	22.6%	PASS
Moreland SD	Santa Clara	U	\$142/parcel	extend	8yrs	77.2%	22.8%	PASS
Woodside Elementary SD	San Mateo	Y	\$367+/parcel	extend	12yrs	75.6%	24.4%	PASS
Mountain View Whisman SD	Santa Clara	AA	\$0.15/sf cap:\$1750	extend	8yrs	75.3%	24.7%	PASS
Jefferson Union High SD	San Mateo	Z	\$95/parcel	extend	10yrs	74.8%	25.2%	PASS
San Ramon Unified SD	Contra Costa	Q	\$144/parcel	extend	9yrs	74.8%	25.2%	PASS
Eastside Union High SD	Santa Clara	N	\$49/parcel	new	5yrs	72.9%	27.1%	PASS
San Bruno Park SD	San Mateo	X	\$68/parcel	new	8yrs	72.8%	27.2%	PASS
Bolinas-Stinson Union SD	Marin	C	\$390+/parcel	new	5yrs	72.0%	28.0%	PASS
Burlingame SD	San Mateo	GG	14¢/sf	new	8yrs	71.9%	28.1%	PASS
Milpitas Unified SD	Santa Clara	Q	\$119/parcel	new	8yrs	71.3%	28.7%	PASS
Union SD	Santa Clara	V	\$148/parcel	extend	7yrs	70.5%	29.5%	PASS
Sausalito Marin City SD	Marin	G	15¢/sf	new	8yrs	70.1%	29.9%	PASS
Pacifica SD	San Mateo	EE	\$98+/parcel	new	8yrs	69.9%	30.1%	PASS
Cabrillo USD	San Mateo	N	\$198/parcel	extend	8yrs	69.6%	30.4%	PASS
Evergreen Elementary SD	Santa Clara	X	\$125/parcel	extend	7yrs	69.5%	30.5%	PASS
Pasadena Unified SD	Los Angeles	EE	\$90/parcel	new	8yrs	69.4%	30.6%	PASS
Lakeside Joint SD	SantaCruz SantaClara	HH	\$647/parcel	extend	8yrs	67.0%	33.0%	PASS
Ventura Unified SD	Ventura	H	\$59/parcel	extend	8yrs	66.5%	33.5%	FAIL
Waugh SD	Sonoma	L	\$89/parcel	new	4yrs	62.7%	37.3%	FAIL

*JPA: Centinela Vy UHSD, Wiseburn SD, Hawthorne SD, Lawndale SD, Lennox SD

City, County and Special District Measures

Most non-school majority vote general tax measures are passed, meeting or surpassing the success of these sorts of measures compared to prior general elections. Of the 150 majority vote general tax measures, only 22 failed. As usual, special taxes, earmarked for specific purposes, did not fare as well.

City, County, Special District Tax and Bond Measures – November 2024



Local Add-On Sales Taxes (Transaction and Use Taxes) ✓

Voters in 91 cities and four counties (two unincorporated areas, two countywide) considered adding or extending general purpose majority vote add-on sales tax rates ranging from 0.25 percent to 1.75 percent. Eighty-one passed.

City	County	Measure	Rate	Annual \$	incr/ext	Sunset	YES%	PASS
Yucca Valley	San Bernardino	Measure Y	1/2cent	\$ 3,000,000	extend	none	83.2%	PASS
Hayward	Alameda	Measure K1	1/2cent	\$ 20,000,000	extend	20yrs	83.1%	PASS
West Hollywood	Los Angeles	Measure WH	1/4cent	\$ 5,000,000	preempti	none	82.0%	PASS
La Mesa	San Diego	Measure L	3/4cent	\$ 12,000,000	extend	20yrs	81.4%	PASS
El Cerrito	Contra Costa	Measure G	1cent	\$ 4,000,000	extend	none	80.9%	PASS
Milpitas	Santa Clara	Measure J	1/4cent	\$ 7,000,000	extend	8yrs	80.2%	PASS
Colma	San Mateo	Measure AA	1/2cent	\$ 2,300,000	new	none	79.2%	PASS
Point Arena	Mendocino	Measure X	7/8cent	\$ 90,000	increase	none	78.8%	PASS
Desert Hot Springs	Riverside	Measure P	1cent	\$ 2,400,000	new	none	78.4%	PASS
Mill Valley	Marin	Measure L	1cent	\$ 4,200,000	new	10yrs	77.3%	PASS
Marysville	Yuba	Measure G	1cent	\$ 3,900,000	extend	none	75.0%	PASS
Escalon	San Joaquin	Measure P	1cent	\$ 900,000	new	none	74.4%	PASS
Moreno Valley	Riverside	Measure U	1cent	\$ 30,000,000	extend	none	74.2%	PASS
Cathedral City	Riverside	Measure W	1/2cent	\$ 5,000,000	increase	none	73.5%	PASS
Chula Vista	San Diego	Measure P	1/2cent	\$ 37,000,000	extend	10yrs	73.4%	PASS
Sebastopol	Sonoma	Measure U	1/2cent	\$ 1,500,000	increase	12yrs	72.1%	PASS
Suisun City	Solano	Measure S	1.75cent	\$ 6,766,000	increase/	15yrs	72.1%	PASS
Campbell	Santa Clara	Measure K	1/2cent	\$ 7,000,000	increase	none	72.1%	PASS
Buena Park	Orange	Measure R	1cent	\$ 20,000,000	new	none	71.7%	PASS
Lemon Grove	San Diego	Measure T	1cent	\$ 5,957,000	new	10yrs	71.6%	PASS

City	County	Measure	Rate	Annual \$	incr/ext	Sunset	YES%	
Loomis	Placer	Measure C	1/4cent	\$ 925,000	extend	none	71.4%	PASS
Palm Springs	Riverside	Measure J	1cent	\$ 22,000,000	extend	none	70.9%	PASS
Atascadero	San Luis Obispo	Measure L	1/2cent	\$ 3,000,000	extend	none	70.6%	PASS
Oceanside	San Diego	Measure X	1/2cent	\$ 19,000,000	extend	10yrs	69.7%	PASS
La Habra	Orange	Measure V	1cent	\$ 15,600,000	increase/	none	68.9%	PASS
Artesia	Los Angeles	Measure AA	3/4cent	\$ 2,500,000	new	none	68.4%	PASS
Fort Bragg	Mendocino	Measure T	3/8cent	\$ 800,000	increase	none	68.3%	PASS
Ridgecrest	Kern	Measure V	1cent	\$ 6,500,000	extend	none	68.3%	PASS
Seal Beach	Orange	Measure GG	1/2cent	\$ 3,000,000	increase	none	68.3%	PASS
El Cajon	San Diego	Measure J	1/2cent	\$ 13,000,000	extend	20yrs	68.0%	PASS
Irwindale	Los Angeles	Measure IR	1/4cent	\$ 1,000,000	preempti	none	67.9%	PASS
Pinole	Contra Costa	Measure I	1/2cent	\$ 2,500,000	increase	none	67.9%	PASS
County of Butte		Measure H	1cent	\$ 44,000,000	new	none	67.7%	PASS
Azusa	Los Angeles	Measure ZZ	1/4cent	\$ 2,500,000	preempti	none	67.5%	PASS
Lemoore	Kings	Measure S	1cent	\$ 3,850,000	new	none	67.5%	PASS
Capitola	Santa Cruz	Measure Y	by 1/4 to 1/2cent	\$ 2,200,000	increase	10yrs	67.5%	PASS
Trinidad	Humboldt	Measure L	3/4cent	???	extend	4yrs	67.4%	PASS
Downey	Los Angeles	Measure D	1/4cent	\$ 6,000,000	increase	none	67.3%	PASS
Sutter Creek	Amador	Measure P	1cent	\$ 579,000	new	none	67.1%	PASS
Clovis	Fresno	Measure Y	1cent	\$ 28,000,000	new	none	66.9%	PASS
Orland	Glenn	Measure J	1/2cent	\$ 1,500,000	increase	none	66.8%	PASS
Palm Desert	Riverside	Measure G	1cent	\$ 25,000,000	new	none	65.5%	PASS
Brawley	Imperial	Measure J	1cent	\$ 3,800,000	new	none	65.5%	PASS
Arcata	Humboldt	Measure H	3/4cent	\$ 2,600,000	increase	none	65.2%	PASS
Lafayette	Contra Costa	Measure H	1/2cent	\$ 2,400,000	new	7yrs	65.1%	PASS
Arroyo Grande	San Luis Obispo	Measure E	1cent	\$ 6,000,000	increase	10yrs	65.0%	PASS
Apple Valley	San Bernardino	Measure P	1cent	\$ 9,000,000	new	none	64.3%	PASS
Davis	Yolo	Measure Q	1cent	\$ 11,000,000	increase	none	64.2%	PASS
Rio Vista	Solano	Measure K	1cent	\$ 1,729,000	increase	5yrs	64.0%	PASS
Santa Barbara	Santa Barbara	Measure I	1/2cent	\$ 15,600,000	increase	none	63.4%	PASS
County of Humboldt		Measure O	1cent	\$ 24,000,000	increase	none	63.4%	PASS
Half Moon Bay	San Mateo	Measure R	1/2cent	\$ 2,000,000	new	none	63.2%	PASS
California City	Kern	Measure N	1cent	\$ 700,000	new	none	62.9%	PASS
Pismo Beach	San Luis Obispo	Measure F	1cent	\$ 4,000,000	increase	12yrs	62.5%	PASS
South El Monte	Los Angeles	Measure SEM	1/4cent	\$ 1,600,000	preempti	none	62.3%	PASS
Hanford	Kings	Measure H	1cent	\$ 19,200,000	new	none	62.3%	PASS
Escondido	San Diego	Measure I	1cent	\$ 28,000,000	new	20yrs	61.1%	PASS
San Marcos	San Diego	Measure Q	1cent	\$ 20,000,000	new	10yrs	60.4%	PASS
Winters	Yolo	Measure S	1cent	\$ 1,200,000	new	none	60.3%	PASS
Willows	Glenn	Measure I	1 1/2 cent	\$ 2,300,000	new	15yrs	60.1%	PASS
Yucaipa	San Bernardino	Measure S	1cent	\$ 6,000,000	new	none	60.0%	PASS
Santa Paula	Ventura	Measure R	1cent	\$ 4,500,000	increase	none	60.0%	PASS
Sonoma	Sonoma	Measure T	1/2cent	\$ 3,000,000	increase	none	58.5%	PASS
Novato	Marin	Measure M	3/4cent	\$ 10,300,000	increase	none	57.9%	PASS
Glendora	Los Angeles	Measure Z	1/4cent	\$ 3,000,000	preempti	none	57.7%	PASS
Truckee	Nevada	Measure E	1/2cent	\$ 3,500,000	increase	15yrs	57.5%	PASS
Manhattan Beach	Los Angeles	Measure MM	1/2cent	\$ 5,000,000	new	none	57.4%	PASS
Cloverdale	Sonoma	Measure DD	3/4cent	\$ 1,600,000	new	none	57.0%	PASS
San Ramon	Contra Costa	Measure N	1cent	\$ 16,000,000	new	10yrs	55.8%	PASS
Napa	Napa	Measure G	1cent	\$ 22,000,000	new	none	55.8%	PASS
El Monte	Los Angeles	Measure EM	by 1/4¢ to 3/4¢	\$ 3,500,000	increase	none	55.2%	PASS
Palmdale	Los Angeles	Measure PD	1/4cent	\$ -	preempti	none	55.0%	PASS
El Paso de Robles	San Luis Obispo	Measure I	1/2cent	\$ 5,500,000	extend	none	54.4%	PASS

City	County	Measure	Rate	Annual \$	incr/ext	Sunset	YES%	
Dixon	Solano	Measure J	1cent	\$ 3,000,000	new	none	54.0%	PASS
Maricopa	Kern	Measure W	1cent	???	new	10yrs	53.4%	PASS
West Sacramento	Yolo	Measure O	1cent	\$ 20,000,000	increase	none	53.3%	PASS
County of Monterey - Uninc		Measure AA	1cent	\$ 29,000,000	new	none	53.3%	PASS
Yreka	Siskiyou	Measure V	1cent	\$ 2,400,000	increase	none	53.2%	PASS
Lancaster	Los Angeles	Measure YM	max*	??	preempti	none	52.2%	PASS
Fontana	San Bernardino	Measure T	1cent	\$ 46,000,000	new	none	51.5%	PASS
Manteca	San Joaquin	Measure Q	3/4cent	\$ 13,000,000	increase	20yrs	50.6%	PASS
San Diego	San Diego	Measure E	1cent	\$ 400,000,000	new	none	49.7%	FAIL
Yuba City	Sutter	Measure D	1cent	\$ 17,500,000	new	none	49.1%	FAIL
Orange	Orange	Measure Z	1/2cent	\$ 19,000,000	new	10yrs	48.9%	FAIL
Coalinga	Fresno	Measure J	1cent	\$ 850,000	extend	14yrs	48.2%	FAIL
Grand Terrace	San Bernardino	Measure M	1cent	\$ 1,000,000	new	none	48.2%	FAIL
Encinitas	San Diego	Measure K	1cent	\$ 15,400,000	new	10yrs	48.1%	FAIL
Woodland	Yolo	Measure U	by 1cent to 1.75	\$ 16,500,000	increase	8yrs	46.9%	FAIL
Pleasanton	Alameda	Measure PP	1/2cent	\$ 10,000,000	new	10yrs	45.8%	FAIL
Gonzales	Monterey	Measure S	by 0.5 to 1.5cent	\$ 800,000	increase	none	44.6%	FAIL
King City	Monterey	Measure T	by 0.5 to 1.5cent	\$ 1,200,000	increase	12yrs	43.9%	FAIL
County of Tuolumne - Uninc		Measure Z	1cent	\$ 6,200,000	new	20yrs	43.0%	FAIL
Hermosa Beach	Los Angeles	Measure HB	3/4cent	\$ 3,000,000	new	20yrs	42.6%	FAIL
Fortuna	Humboldt	Measure P	by 3/4¢ to 1.5¢	\$ 1,800,000	increase	8yrs	41.7%	FAIL
Upland	San Bernardino	Measure N	1cent	\$ 20,000,000	new	???	34.8%	FAIL

There were sixteen add-on sales tax measures earmarked for specific purposes including five extensions of previously approved rates. The five extensions passed. All increases failed except a new one percent police/fire/EMX tax in Livingston.

Transactions and Use Tax (Add-on Sales Tax). Specific Use. 2/3 Vote.

Agency Name	County	Measure	Amount	Purpose	YES%	
Yucca Valley	San Bernardino	Measure Z	1/2cent	sewer	82.2%	PASS
Chowchilla	Madera	Measure N	1cent	police fire EMS	81.5%	PASS
Sanger	Fresno	Measure R	3/4cent	police/fire	75.0%	PASS
County of Napa (NapaVy Transp)		Measure U	1/2cent	transportation	72.8%	PASS
Livingston	Merced	Measure L	1cent	police fire EMS	70.7%	PASS
Sonoma County Library District		Measure W	1/8cent	libraries	68.1%	PASS
South Placer JPA (Lincoln, Rocklin, Roseville)	Placer	Measure B	1/2cent	roads	63.8%	FAIL
Red Bluff	Tehama	Measure R	3/4cent	roads	65.8%	FAIL
San Clemente	Orange	Measure BB	1/2cent	beaches	64.6%	FAIL
Gilroy	Santa Clara	Measure C	1/4cent	police fire	60.5%	FAIL
Williams	Colusa	Measure W	1/2cent	80%roads 10%parks 10%fire	58.7%	FAIL
County of Merced	Merced	Measure R	1/2cent	public safety	56.0%	FAIL
Mount Shasta	Siskiyou	Measure B	1cent	police fire	49.3%	FAIL
County of Plumas	Plumas	Measure D	3/4cent	sheriff	49.2%	FAIL
County of Lassen - Uninc		Measure V	1cent	public safety	46.1%	FAIL
County of Amador - Uninc		Measure Q	3/4cent	roads	43.2%	FAIL

There were also eight special sales tax measures qualified through citizen initiative. Under recent court rulings, these measures require majority voter approval for passage. Canyon Lake’s measure was also a cannabis tax increase with restrictions on the spending for public safety services. It failed. Madera County’s transportation sales tax is an extension of an existing rate.

Transactions and Use Tax (Add-on Sales Tax). Initiative Special. Majority Vote.

<u>Agency Name</u>	<u>County</u>		<u>Amount</u>	<u>Purpose</u>	<u>YES%</u>
County of Sonoma INIT		Measure I	1/4cent	childcare	62.8% PASS
Benicia INIT	Solano	Measure F	1/2cent	roads	61.8% PASS
County of Los Angeles INIT		Measure A	by 1/4¢ to 1/2¢	homelessness	57.8% PASS
County of Madera INIT		Measure T	1/2cent	transportation	51.5% PASS
Canyon Lake INIT	Riverside	Measure Z	3/4cent	police fire EMS	49.8% FAIL
County of San Diego INIT		Measure G	1/2cent	transportation	49.5% FAIL
Santee INIT	San Diego	Measure S	1/2cent	fire EMS	47.7% FAIL
Folsom INIT	Sacramento	Measure G	1cent	20%police,20%fire, 14%parks,15%street, 15%EcDev,15%CIP	37.8% FAIL

Utility User Taxes ✓

Voters in Long Beach expanded their utility user tax to businesses but voters in McFarland rejected a new utility user tax there.

Utility User Taxes. General Use. Majority Vote.

<u>City</u>	<u>County</u>		<u>Rate</u>	<u>Annual \$</u>		<u>Sunset</u>	<u>YES%</u>
Long Beach	Los Angeles	Measure LB	5% on gas	\$ 15,000,000	expand	none	81.7% PASS
McFarland	Kern	Measure P	5% gas, electr, video, telecom	\$ 750,000	-	none	36.1% FAIL

Property Transfer Taxes ✓

Only charter cities may adopt property transfer taxes which are in lieu of the state statutory documentary transfer tax applicable in general law cities. Voters in the charter cities of Mountain View and Berkeley approved increases on taxes on transfers of real estate.

Property Transfer Tax measures in Saint Helena and Benicia were dependent on voter approval of those cities establishing city charters. Both failed.

<u>City</u>	<u>County</u>		<u>Rate</u>	<u>Annual \$</u>	<u>Sunset</u>	<u>YES%</u>
Mountain View	Santa Clara	Measure G	to \$15/\$1k >\$6mAV	\$ 9,500,000	none	72.3% PASS
Berkeley	Alameda	Measure W	2.5% if >\$1.6m, 3% if >\$1.9m,	\$ 4,000,000	none	60.9% PASS
Benicia	Solano	Measure H	0.4%, 0.6% >\$2m, 0.8%	\$ 850,000	none	41.8% FAIL
Saint Helena	Napa	Measure A2	1.5%-3% >\$3m	\$ 5,300,000	none	41.0% FAIL

Transient (Lodging) Occupancy Taxes ✓

There were 28 measures to increase Transient (Lodging) Occupancy Taxes (TOT), all for general purposes (majority approval). Twenty-three passed. Avenal's unusual multi-tax measure failed (hotel occupancy tax, vacancy tax and business tax).

<u>Agency Name</u>	<u>County</u>		<u>Rate</u>	<u>Annual \$</u>	<u>Sunset</u>	<u>YES%</u>	
Menlo Park	San Mateo	Measure CC	by 3.5% to 15.5%	\$ 3,600,000	none	83.7%	PASS
Fort Bragg	Mendocino	Measure U	by 2% to 14%	\$ 400,000	none	81.5%	PASS
Newark	Alameda	Measure LL	by 4% to 14%	\$ 2,100,000	none	80.4%	PASS
Pacifica	San Mateo	Measure M	by 3% to 15%	\$ 720,000	none	77.1%	PASS
Del Rey Oaks	Monterey	Measure R	by 4% to 14%	\$ 60,000	none	76.4%	PASS
Monterey Park	Los Angeles	Measure LG	by 1% to 13%	\$ 500,000	none	76.2%	PASS
Hemet	Riverside	Measure N	by 2% to 12%	\$ 200,000	none	75.9%	PASS
Carpenteria	Santa Barbara	Measure B	by 3% to 15%	\$ 750,000	none	75.6%	PASS
Dunsmuir	Siskiyou	Measure A	by 2% to 12%	\$ 60,000	none	72.6%	PASS
Del Mar	San Diego	Measure M	to short term rentals	\$ 775,000	none	71.5%	PASS
County of Alpine		Measure G	by 4% to 14%	\$ 400,000	none	68.8%	PASS
Fairfield	Solano	Measure M	by 2% to 12%	\$ 600,000	none	67.9%	PASS
Santa Rosa	Sonoma	Measure FF	by 2% to 11%	\$ 1,200,000	none	67.6%	PASS
Solvang	Santa Barbara	Measure E	by 2% to 14%	\$ 1,000,000	none	67.2%	PASS
County of Santa Barbara - Uninc		Measure H	by 2% to 14%	\$ 3,000,000	none	67.1%	PASS
Auburn	Placer	Measure F	by 2% to 10%	\$ 162,000	none	65.5%	PASS
Mammoth Lakes	Mono	Measure L	by 2% to 15%	\$ 4,000,000	none	63.8%	PASS
County of Mono - Uninc		Measure K	by 3% to 15%	\$ 1,100,000	none	60.6%	PASS
Rancho Cucamonga	San Bernardino	Measure Q	by 2% to 12%	\$ 1,000,000	none	57.8%	PASS
McFarland	Kern	Measure O	by 6% to 12%	\$ 500,000	none	56.3%	PASS
Buellton	Santa Barbara	Measure D	by 2% to 14%	\$ 600,000	25yrs	54.2%	PASS
Hollister	San Benito	Measure V	by 4% to 12%	\$ 300,000	none	52.6%	PASS
Coachella	Riverside	Measure Y	by 4% to 13%	\$ 350,000	none	52.1%	PASS
Mission Viejo	Orange	Measure Y	by 4% to 12%	\$ 670,000	none	46.7%	FAIL
Avenal	Kings	Measure B	TOT by 9% to 15%, vacancy tax, BLT	\$ 84,000	none	44.1%	FAIL
County of San Bernardino - uninc		Measure K	by 4% to 11%	\$ 9,400,000	none	43.4%	FAIL
Ukiah	Mendocino	Measure W	by 3% to 13%	???	none	42.0%	FAIL
Turlock	Stanislaus	Measure C	by 5% to 14%	\$ 1,100,000	none	37.6%	FAIL

Business Operations Taxes ✓

Thirteen cities proposed general revisions and updates of their business operations taxes. Berkeley and Santa Cruz voters approved taxes on sugary beverages. These are majority vote general purpose taxes.

<u>Agency Name</u>	<u>County</u>		<u>Rate</u>	<u>Annual \$</u>	<u>Sunset</u>	<u>YES%</u>	
Belmont	San Mateo	Measure DD	various	\$ 1,300,000	none	83.7%	PASS
Redwood City	San Mateo	Measure BB	head tax	\$ 7,000,000	none	82.6%	PASS
Union City	Alameda	Measure QQ	various gr rcpts	\$ 3,500,000	none	81.6%	PASS
Berkeley	Alameda	Measure Z	1¢/oz sugar beverage	\$ 1,150,000	none	79.9%	PASS
South San Francisco	San Mateo	Measure W	various	\$ 2,600,000	none	79.7%	PASS
Santa Monica	Los Angeles	Measure F	various	\$ 3,000,000	none	78.3%	PASS
Paramount	Los Angeles	Measure LR	various	\$ 350,000	none	77.1%	PASS
Foster City	San Mateo	Measure V	various	\$ 1,400,000	none	75.4%	PASS
Scotts Valley	Santa Cruz	Measure X	\$90/busn, various	\$ 1,100,000	none	72.1%	PASS
Monterey Park	Los Angeles	Measure BE	\$75min	\$ 1,200,000	none	70.5%	PASS
Fairfield	Solano	Measure L	various	\$ 1,000,000	none	70.0%	PASS
San Francisco	San Francisco	Measure M	various	\$ 50,000,000	none	69.2%	PASS
Santa Rosa	Sonoma	Measure EE	various	\$ 3,000,000	none	64.6%	PASS
Adelanto	San Bernardino	Measure R	various	\$ 1,200,000		63.9%	PASS
Santa Cruz	Santa Cruz	Measure Z	2¢/oz sugar beverage	\$ 1,300,000	none	52.4%	PASS

The City of Albany proposed a tax on the business of renting residential property with a tax rate of 0.36% of gross receipts for renting four or fewer units and 1% of gross receipts for renting five or more units. Proceeds were to be dedicated “to fund local tenant rental assistance programs, residential rental code enforcement, legal assistance for tenants and landlords, and to support rental providers to avoid financial hardship.” The measure failed.

Business Operations Tax (other than Cannabis). Specific Use. 2/3 Vote.

<u>Agency Name</u>	<u>County</u>		<u>Amount</u>	<u>Purpose</u>	<u>YES%</u>	
Albany	Alameda	Measure R	0.36% gr rcpts	renter assistance	44.9%	FAIL

San Francisco voters approved initiative Measure L, a tax on transportation network companies and autonomous vehicle businesses with the tax revenue dedicated to public transportation.

Business Operations Tax. Initiative Special. Majority Vote.

<u>Agency Name</u>		<u>Amount</u>	<u>Purpose</u>	<u>YES%</u>
San Francisco INIT	Measure L	• 1% on taxable gross receipts between \$500,000.01 and \$1 million • 2.5% on taxable gross receipts between \$1,000,000.01 and \$2.5 million • 3.5% on taxable gross receipts between \$2,500,000.01 million and \$25 million • 4.5% on taxable gross receipts over \$25 million	public transportation	56.2% PASS

Cannabis – Local Excise Taxes ✓

There were five measures taxing cannabis, all majority general purpose and all passing. Canyon Lake’s Measure Z sales tax initiative also included a cannabis tax with proceeds earmarked for law enforcement. It failed. The others, placed on the ballot by their local agencies rather than citizen initiative, passed.

<u>Agency Name</u>	<u>County</u>		<u>Rate</u>	<u>Annual \$</u>	<u>Sunset</u>	<u>YES%</u>	
San Pablo	Contra Costa	Measure M	7%grRcpt, \$10/sf	\$ 2,200,000	none	73.8%	PASS
Needles	San Bernardino	Measure O	5%grRcpts	???	???	73.1%	PASS
Visalia	Tulare	Measure O	10%grRcpts.	\$ 500,000	none	71.3%	PASS
County of Stanislaus - uninc		Measure P	8%grRcpt, \$8/sf	\$ 1,700,000	none	67.2%	PASS
Duarte	Los Angeles	Measure QQ	10%grRcpts	\$ 2,526,250	none	52.1%	PASS

Parking Taxes ✓

Voters in Santa Monica approved a tax on patrons of private parking lots to fund general city services. Oakland voters also approved extending their existing parking tax to fund law enforcement services as a part of a parcel tax extension (see parcel taxes).

Parking Tax. General Use. Majority Vote.

<u>City</u>	<u>County</u>		<u>Rate</u>	<u>Annual \$</u>	<u>Sunset</u>	<u>YES%</u>	
Santa Monica	Los Angeles	Measure K	8%	\$ 6,700,000	none	74.3%	PASS

Vehicle Registration Taxes ✓

Voters in Calaveras County approved a ten year extension of that county’s abandoned vehicle abatement tax. The tax is a \$1 per vehicle registration tax, \$2 on commercial vehicles. State law requires the proceeds from such a tax to be used for abandoned vehicle abatement.

Abandoned Vehicle Abatement Tax (Fees prior to Prop26 of 2010). 2/3 Vote.

<u>Agency Name</u>		<u>Amount</u>	<u>Purpose</u>	<u>sunse</u>	<u>YES%</u>	
County of Calaveras	Measure C	\$1/veh \$3/commVeh	Abandoned vehicles	10yrs	74.2%	PASS

General Obligation Bonds ✓

There were 18 non-school general obligation bond measures totaling \$2.4 billion. Nine passed, authorizing \$1.6 billion in public facility construction and renovation bonds. If state Proposition 5 had passed on this election, lowering the approval threshold for these sorts of bonds to 55 percent, all but one of these bond measures would have passed. Proposition 5 failed.

<u>Agency Name</u>	<u>County</u>		<u>Amount</u>	<u>Use</u>	<u>Tax Rate</u>	<u>YES%</u>	
Cambria Community Health Care District	San Luis Obispo	Measure C	\$ 5,900,000	hospital	\$7.90/\$100k	76.8%	PASS
Keyes Fire Protection District	Stanislaus	Measure H	\$ 7,000,000	fire	\$29/\$100k	74.3%	PASS
Fulton-ElCamino Recreation and Park District	Sacramento	Measure Q	\$ 24,000,000	parks/recreation	\$19/\$100k	73.9%	PASS
Pasadena	Los Angeles	Measure PL	\$ 195,000,000	library	\$29/\$100k	72.4%	PASS
San Bruno	San Mateo	Measure Q	\$ 102,000,000	streets/roads/fire	\$30/\$100k	71.6%	PASS
Redondo Beach	Los Angeles	Measure FP	\$ 93,350,000	fire /police	\$17/\$100k	71.4%	PASS
San Francisco	San Francisco	Measure B	\$ 390,000,000	hospitals, pedestrian safety projects, homeless shelters	\$4/\$100k	71.2%	PASS
Santa Clara	Santa Clara	Measure I	\$ 400,000,000	various	\$19/\$100k	69.4%	PASS
Sacramento Metro Fire District	Sacramento Placer	Measure O	\$ 415,000,000	fire	\$19/\$100k	69.1%	PASS
Pleasant Hill Recreation and Park District	Contra Costa	Measure S	\$ 77,000,000	parks/recreation	\$19/\$100k	64.5%	FAIL
Orangevale Recreation and Park District	Sacramento	Measure L	\$ 24,000,000	parks/recreation	\$16/\$100k	62.8%	FAIL
Fairfax	Marin	Measure J	\$ 18,000,000	streets/roads	\$30/\$100k	62.0%	FAIL
Scotts Valley Fire Protection District	Santa Cruz	Measure S	\$ 24,500,000	fire	\$17/\$100k	61.8%	FAIL
McFarland Recreation and Park District	Kern	Measure S	\$ 15,000,000	parks/recreation	\$23/\$100k	60.3%	FAIL
Marina	Monterey	Measure U	\$ 50,000,000	fire /police	\$54.74/\$100k	60.0%	FAIL
Sunnyvale	Santa Clara	Measure E	\$ 290,000,000	library	\$27.47/\$100k	59.3%	FAIL
Central Fire District	Santa Cruz	Measure R	\$ 221,000,000	fire	\$29/\$100k	57.5%	FAIL
Beach Cities Health District	Los Angeles	Measure BC	\$ 30,000,000	hospital	\$30/\$100k	47.5%	FAIL

Parcel Taxes – Non-School ✓

There were 42 parcel tax measures for a variety of public services. Twenty-eight passed.

<u>Agency Name</u>	<u>County</u>		<u>Amount</u>	<u>Purpose</u>	<u>YES%</u>
King of the Mountain Zone of Benefit	El Dorado	Measure H	by \$300 to \$550/parcel	roads	86.7% PASS
Emerald Meadows Zone of Benefit	El Dorado	Measure K	\$375+/parcel	drainage, lighting, landscape	85.5% PASS
Penninsula Community Services District	Humboldt	Measure E	\$155/SFDU	fire	83.2% PASS
Stinson Beach Fire Protection District	Marin	Measure R	42¢/sf	fire EMS	81.8% PASS
Mountains Recreation and Conservation Authority Div1	Los Angeles	Measure H	\$65/parcel	habitat/wildlife	80.9% PASS
Thornton Fire Protection District	San Joaquin	Measure S	8¢/sf	fire EMS	79.0% PASS
Berkeley	Alameda	Measure X	by \$0.06 to \$0.34/sf	library	78.6% PASS
Beyers Lane Community Service District	Nevada	Measure F	by \$100 to \$300/parcel	roads	77.8% PASS
San Marino	Los Angeles	Measure SM		police, fire, EMS	76.6% PASS
Berkeley	Alameda	Measure Y	by \$0.0442 to \$0.2652/sf	parks, landscaping	75.2% PASS
Mountains Recreation and Conservation Authority Div2	Los Angeles	Measure GG	\$38/parcel	habitat/wildlife	75.0% PASS
Davis Library Community Facilities District	Yolo	Measure T	by \$24.50 to \$49/DU	library	74.4% PASS
Sacramento	Sacramento	Measure E	\$54.50/DU	library	74.2% PASS
Santa Fe Springs	Los Angeles	Measure SFS	7+¢/sf commercial	roads	73.7% PASS
Kneeland Fire Protection District	Humboldt	Measure D	\$180/SFDU	fire	73.7% PASS
Burney Fire Protection District	Shasta	Measure F	\$75/SFDU	fire	72.8% PASS
Mammoth Lakes Fire Protection District	Mono	Measure M	\$98/parcel	fire	72.4% PASS
Hickok Road Community Services District	El Dorado	Measure T	by \$200+ to \$400+	roads	72.4% PASS
Bear Valley Community Healthcare District	San Bernardino	Measure U	\$45/parcel	hospital	72.2% PASS
Zayante Fire Protection District	Santa Cruz	Measure T	by \$222 to \$290/DU	fire	71.7% PASS
Middle River Community Services District	Calaveras	Measure E	by \$100 to \$200/parcel	roads	71.4% PASS

<u>Agency Name</u>	<u>County</u>		<u>Amount</u>	<u>Purpose</u>	<u>YES%</u>
Oakland	Alameda	Measure MM	\$99+/SFDU	fire prevention	71.2% PASS
Greater Hayfork Valley Park and Recreation District	Trinity	Measure M	by \$20 to \$30/parcel	park recreation	70.8% PASS
Oakland	Alameda	Measure NN	\$198/SFDU, 10% Parking	police	70.8% PASS
Albany	Alameda	Measure C	\$0.017+/sf	sidewalks & pathways	70.5% PASS
Ryan Ranch Zone of Benefit	El Dorado	Measure E	\$1000/parcel	roads	69.3% PASS
Puente Hills Habitat Preservation Authority	Los Angeles	Measure PH	1+¢/sf	habitat/wildlife	68.1% PASS
Tulelake Multi-County Fire Protection District	Modoc Siskiyou	Measure U	\$75/parcel	fire	66.9% PASS
Walnut Drive Zone of Benefit	El Dorado	Measure C	by \$360 to \$685/parcel	roads	66.2% FAIL
West Stanislaus County Fire Protection District	Stanislaus	Measure V	\$125/DU	fire	65.9% FAIL
Westside Community Health Care District	Stanislaus Merced	Measure A	\$69+/parcel	EMS	63.5% FAIL
River Pines Zone of Benefit	El Dorado	Measure B	by \$225 to \$500/parcel	roads	63.0% FAIL
Ukiah Valley Fire District	Mendocino	Measure V	\$33.50+/DU	fire	62.3% FAIL
North County Public Recreation District	Monterey	Measure EE	\$82/parcel	parks, recreation	58.6% FAIL
Albion Little River Fire Protection District	Mendocino	Measure S	by \$225 to \$300+/DU	fire	56.7% FAIL
Pilot View Zone of Benefit	El Dorado	Measure G	\$400/parcel	roads	45.9% FAIL
Broadmoor Police Protection District	San Mateo	Measure I	in ordinance	police	44.6% FAIL
Foresthill Fire Protection District	Placer	Measure D	\$268+/parcel	fire EMS	44.0% FAIL
Blanchard Estates Zone of Benefit	El Dorado	Measure J	\$1000/parcel	road, drainage, landscape	40.0% FAIL
South Lake Tahoe	El Dorado	Measure N	\$3k/DU, \$6k+/DU	roads, housing	29.3% FAIL
Sundown Estates Zone of Benefit	El Dorado	Measure M	by \$250 to \$350/DU	drainage	18.8% FAIL
Calvary Meadows Zone of Benefit	El Dorado	Measure L	by \$240 to \$350/DU	drainage	0.0% FAIL

There were also eight citizen initiative parcel tax measures. Four passed.

<u>Agency Name</u>	<u>County</u>		<u>Amount</u>	<u>Purpose</u>	<u>YES%</u>	
Berkeley INIT	Alameda	Measure FF	\$0.17+/sf	street, sidewalk, pathway	60.9%	PASS
County of Santa Cruz INIT		Measure Q	\$87/parcel	water beaches wildfire	60.2%	PASS
County of Los Angeles INIT		Measure E	6¢+/sf	fire	55.1%	PASS
San Rafael INIT	Marin	Measure P	14.5¢/sf	Library / CommunityCenter	52.0%	PASS
Berkeley INIT	Alameda	Measure EE	\$0.13+/sf	street, sidewalk, pathway	45.6%	FAIL
Sierra Madre INIT	Los Angeles	Measure PS	\$480+/SDU	police fire EMS	44.9%	FAIL
National City - INIT	San Diego	Measure R	various	roads parks	33.7%	FAIL
Berkeley INIT	Alameda	Measure GG	\$2.9647+/therm	building decarbonization	31.0%	FAIL

Other measures of Note

- Measures to impose term limits passed easily in ten cities and a school district. La Palma voters approved a measure to modify their term limit rules.
- There were 17 measures to convert elected city clerk or treasurer positions to appointed (by city council or manager). Eleven passed. Voters in Siskiyou County declined a proposal to appoint, rather than elect, their County Auditor-Controller.
- Bellflower becomes a charter city but Saint Helena and Benecia voters said ‘No’ when also offered property transfer tax measures.
- Voters in Stockton, forgetting one of the lessons of bankruptcy, approved a provision for binding arbitration for police and fire labor agreements in their city charter.
- A ballot-box-budgeting initiative in Pomona passed that requires ten percent of general revenues be dedicated to children and youth.
- Richmond approved rank choice voting.
- A water rate repeal referendum failed in San Lorenzo Water District, but passed in Grover Beach. Voters in the Riverpark community of Oxnard strongly rejected a measure to repeal various city taxes.
- Rent control failed in Larkspur and San Anselmo (Marin County) but passed in Santa Ana.
- An initiative in Ojai to require the city to allow pickleball at city hall courts passed narrowly.

Appointed City Clerk / City Treasurer / etc.

City	County			YES%	NO%	
San Carlos	San Mateo	Measure L	appoint Treasurer	74.5%	25.5%	PASS
Plymouth	Amador	Measure O	appoint clerk	67.4%	32.6%	PASS
Plymouth	Amador	Measure M	appoint treasurer	67.4%	32.6%	PASS
Maywood	Los Angeles	Measure MC	appoint clerk	66.7%	33.3%	PASS
Maywood	Los Angeles	Measure T	appoint treasurer	65.6%	34.4%	PASS
Compton	Los Angeles	Measure CA	appoint city attorney	58.7%	41.3%	PASS
Firebaugh	Fresno	Measure W	appoint treasurer	57.8%	42.2%	PASS
Red Bluff	Tehama	Measure P	appoint clerk & treasurer	56.6%	43.4%	PASS
Firebaugh	Fresno	Measure V	appoint clerk	56.4%	43.6%	PASS
Tehama	Tehama	Measure N	appoint clerk & treasurer	56.1%	43.9%	PASS
Corning	Tehama	Measure O	appoint clerk & treasurer	51.5%	48.5%	PASS
Atascadero	San Luis Obispo	Measure M	appoint Treasurer	49.0%	51.0%	FAIL
Calipatria	Imperial	Measure I	appoint treasurer	44.6%	55.4%	FAIL
Calipatria	Imperial	Measure M	appoint clerk	44.3%	55.7%	FAIL
Ione	Amador	Measure L	appoint clerk	43.4%	56.6%	FAIL
Fairfax	Marin	Measure H	appoint clerk	40.0%	60.0%	FAIL
County of Siskiyou	Siskiyou	Measure W	appoint auditor-controller	33.1%	66.9%	FAIL
Oroville	Butte	Measure J	appoint treasurer	27.2%	72.9%	FAIL

For more information: Michael Coleman 530-758-3952. coleman@muniwest.com



rev 6Dec2024 17:50